

**PHYSICAL REPORT OF OPERATIONS
For the Period Ending March 31, 2014**


Agency : BUREAU OF JAIL MANAGEMENT AND PENOLOGY

MFO/Performance Indicator	Annual Physical Target/Cost	Accomplishment/Cost	Variance Performance/Cost	REMARKS
MFO1 SAFEKEEPING SERVICES OF INMATES				
Performance Indicators Percentage of Inmates Benefitting from Welfare and Development Services	70% of targeted beneficiaries	71.04%	-1.04%	Spiritual services 92.91% Livelihood services 54.72% Educational services 27.08% Physical fitness & Recreation 85.69% Psychological services 75.81% Guidance and counseling 90.28% Total 426.25 / B = 71.04%
Improve Safekeeping Efficiency	99.96%	99.99%	-0.03%	2 escapees 1 escapees still at large 1 escapees recovered 75,167 average monthly jail pop
Percentage of Inmates Released within the Prescribed Period	100% of 35,500	27.12% of 35,500 or 9,626	72.88% of 35,500	a. RA 6036 (ROR) 192 b. PD 968 (Prob & Paro) 293 c. RA 9344 (Juvenile Law) 34 d. Release on Bail 3,335 e. Served Sentence 1,535 f. Dismissed/acquitted 4,273 g. Art. 29 (GCTA) 24 Total 9,626


Prepared by:


HERNAN G. GRANDE
Jail Senior Superintendent
Director for Program Development

03/31/2014 10:00 AM


ALFREDO D SOLIBA JR
Jail Chief Superintendent
Director for Comptrollership

Approved by:


DIONY B. MAMARIL, CES(E)
Jail Chief Superintendent
Officer-in-Charge


PHYSICAL REPORT OF OPERATIONS

For the Period Ending June 30, 2014

Agency : BUREAU OF JAIL MANAGEMENT AND PENOLOGY

MFO/Performance Indicator	Annual Physical Target/Cost	Accomplishment/Cost	Variance Performance/Cost	REMARKS
MFO1 SAFEKEEPING SERVICES OF INMATES Performance Indicators Percentage of Inmates Benefitting from Welfare and Development Services	70% of targeted beneficiaries	71.25%	-.125%	Spiritual services 95.53% Livelihood services 54.72% Educational services 27.06% Physical fitness & Recreation 86.83% Psychological services 74.50% Guidance and counseling 88.84% ----- Total 427.51 / 6 = 71.25%
Improve Safekeeping Efficiency	99.96%	99.97%		25 escapees 16 escapees still at large 9 escapees recovered 76,288 average monthly jail pop
Percentage of Inmates Released within the Prescribed Period	100% of 35,500	100% of 21,198		a. RA 6036 (ROR) 647 b. PD 968 (Prob & Paro) 437 c. RA 9344 (Juvenile Law) 76 d. Release on Bail 7,114 e. Served Sentence 3,377 f. Dismissed/acquitted 9,482 g. Art. 29 (GCTA) 65 Total 21,198


Prepared by:


HERNAN G. GRANDE
 Jail Senior Superintendent
 Director for Program Development



ALFREDO J. SOLIBA JR
 Jail Chief Superintendent
 Director for Comptrollership

Approved by:


DIONY MAMARIL, CES(E)
 Jail Chief Superintendent
 Officer-in-Charge

**PHYSICAL REPORT OF OPERATIONS
For the Period Ending September 30, 2014**

Agency : BUREAU OF JAIL MANAGEMENT AND PENOLOGY

MFO/Performance Indicator	Annual Physical Target/Cost	Accomplishment/Cost	Variance Performance/Cost	REMARKS
MFO1 SAFEKEEPING SERVICES OF INMATES				
Performance Indicators Percentage of Inmates Benefitting from Welfare and Development Services	70% of targeted beneficiaries	71.16%	-.16%	Spiritual services 93.53% Livelihood services 48.38% Educational services 22.44% Physical fitness & Recreation 86.32% Psychological services 95.31% Guidance and counseling 81.01% <hr/> Total 426.99 / 6 = 71.16%
Improve Safekeeping Efficiency	99.96%	99.94%	0.02%	44 escapees 26 escapees still at large 18 escapees recovered 79,846 average monthly jail pop
Percentage of Inmates Released within the Prescribed Period	100% of 35,500	87.86% of 35,500 or 31,192	12.14% of 35,500 or 4,308	a. RA 6036 (ROR) 1,098 b. PD 968 (Prob & Paro) 670 c. RA 9344 (Juvenile Law) 114 d. Release on Bail 10,544 e. Served Sentence 4,742 f. Dismissed/acquitted 13,950 g. Art. 29 (GCTA) 74 <hr/> Total 31,192


Prepared by:


HERNAN O GRANDE
 Jail Senior Superintendent
 Director for Program Development



ALFREDO D SOLIBA JR
 Jail Chief Superintendent
 Director for Comptrollership

Approved by:



DIONY D MAMARIL, CES(E)
 Jail Chief Superintendent
 Officer-in-Charge


**PHYSICAL REPORT OF OPERATIONS
For the Period Ending December 31, 2014**

Agency : BUREAU OF JAIL MANAGEMENT AND PENOLOGY

MFO/Performance Indicator	Annual Physical Target/Cost	Accomplishment/Cost	Variance Performance/Cost	REMARKS
MFO INMATES SAFEKEEPING AND DEVELOPMENT SERVICES				
Performance Indicators Percentage of Inmates Benefitting from Welfare and Development Services	70% of targeted beneficiaries	78.71%	,-8.71%	Spiritual services 76,419 Livelihood services 42,215 Educational services 34,986 Physical fitness & Recreation 67,851 Psychological services 61,337 Guidance and counseling 67,851 Medical/Dental 79,545 <hr/> Total 430,204 / 7 = 61,458 / 78,081 = 78.71%
Improve Safekeeping Efficiency	99.96%	99.94%	0.02%	48 escapees 27 escapees still at large 21 escapees recovered 78,081 average monthly jail pop
Percentage of Inmates Released within the Prescribed Period	100% of 35,500	100% of 39,405	-3,905	a. RA 6036 (ROR) 1,196 b. PD 968 (Prob & Paro) 841 c. RA 9344 (Juvenile Law) 114 d. Release on Bail 11,794 e. Served Sentence 4,742 f. Dismissed/acquitted 15,107 g. Art. 29 (GCTA) 74 h. Transferred to other inst 5,537 <hr/> Total 39,405

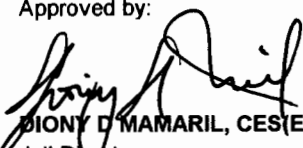
Prepared by:


MYRNA R. CUARES
 Planning Officer II


HERNAN G. GRANDE
 Jail Senior Superintendent
 Director for Program Development


MILA FE E. COMIA
 Budget Officer V


ALFREDO D. SOLIBA JR
 Jail Chief Superintendent
 Director for Comptrollership

Approved by:

DIONY D. MAMARIL, CES(E)
 Jail Director
 Chief, BJMP