

**PHYSICAL REPORT OF OPERATIONS  
For the Period Ending March 31, 2015**

Agency : BUREAU OF JAIL MANAGEMENT AND PENOLOGY

MFO/Performance Indicator	Annual Physical Target/Cost	Accomplishment/Cost	Variance Performance/Cost	REMARKS
<b>MFO1</b> <b>SAFEKEEPING SERVICES OF INMATES</b>  <b>Performance Indicators</b> Percentage of Inmates Benefitting from Welfare and Development Services	75% of targeted beneficiaries	75.13%	-0.13%	Spiritual services 99.59% Livelihood services 45.45% Educational services 25.16% Physical fitness & Recreation 94.06% Psychological services 86.54% Guidance and counseling 100.00%  ----- Total 450.8 / 6 = 75.13%
Improve Safekeeping Efficiency	99.98%	99.99%	-0.01%	6 escapees 1 escapees still at large 5 escapees recovered 85,076 average monthly jail pop
Percentage of Inmates Released within the Prescribed Period	100% of 35,600	28.23% of 35,600 or 10,050	71.77% of 35,600	a. RA 6036 (ROR) 24 b. PD 968 (Prob & Paro) 175 c. RA 9344 (Juvenile Law) 703 d. Release on Bail 3,605 e. Served Sentence 698 f. Dismissed/acquitted 2,965 g. Art. 29 (GCTA) 163 h. Transferred to other institution 1,741  Total 10,050

Prepared by:



**ALBERTO M BALAUAG**  
 Jail Senior Superintendent  
 Director for Program Development



**ALFREDO D SOLIBA JR**  
 Jail Chief Superintendent  
 Director for Comptrollership

Approved by:



**DIONISIO MAMARIL, CES(E)**  
 Jail Director  
 Chief, BJMP

**PHYSICAL REPORT OF OPERATIONS**  
For the Period Ending June 30, 2015

Agency : BUREAU OF JAIL MANAGEMENT AND PENOLOGY

MFO/Performance Indicator	Annual Physical Target/Cost	Accomplishment/Cost	Variance Performance/Cost	REMARKS
<b>MFO1</b>				
<b>SAFEKEEPING SERVICES OF INMATES</b>				
<b>Performance Indicators</b>				
Percentage of Inmates Benefitting from Welfare and Development Services	75% of targeted beneficiaries	68.67%	8.33%	Spiritual services 82.81% Livelihood services 46.40% Educational services 22.15% Physical fitness & Recreation 72.55% Psychological services 97.81% Guidance and counseling 90.29%  Total 412.01 / 6 = 68.67%
Improve Safekeeping Efficiency	99.99%	99.99%	-0.01%	12 escapees 3 escapees still at large 9 escapees recovered 87,865 average monthly jail pop
Percentage of Inmates Released within the Prescribed Period	100% of 35,300	100% of 20,793	100% of 14,807	a. RA 6036 (ROR) 171 b. PD 998 (Prob & Parol) 407 c. RA 9344 (Juvenile Law) 722 d. Release on Bail 7,101 e. Served Sentence 1,193 f. Dismissed/Acquitted 7,736 g. Art 29 (GCTA) 358 h. Transferred to other institution 3,306  Total 20,793


Prepared by:

  
**ALBERTO M. BALAUAG**  
 Jail Senior Superintendent  
 Director for Program Development

d:\ACCOMP RPT\physical report of operations.xls

Approved by:

  
**ALFREDO D. SOLIBA JR**  
 Jail Chief Superintendent  
 Director for Comptrollership

  
**DIONY D. MAMARIL, CES(E)**  
 Jail Director  
 Chief, BJMP

**PHYSICAL REPORT OF OPERATIONS  
For the Period Ending October 31, 2015**

Agency : BUREAU OF JAIL MANAGEMENT AND PENOLOGY

MFO/Performance Indicator	Annual Physical Target/Cost	Accomplishment/Cost	Variance Performace/Cost	REMARKS
<b>MFO1</b> SAFEKEEPING SERVICES OF INMATES				
<b>Performance Indicators</b> Percentage of Inmates Benefitting from Welfare and Development Services	75% of targeted beneficiaries	72.34%	2.66%	Spiritual services 97.74% Livelihood services 54.94% Educational services 23.05% Physical fitness & Recreation 72.66% Psychological services 93.85% Guidance and counseling 91.83% ----- Total 434.07 / 6 = 72.34%
Improve Safekeeping Efficiency	99.98%	99.98%	0	22 escapees 13 escapees still at large 9 escapees recovered 93,073 average monthly jail pop
Percentage of Inmates Released within the Prescribed Period	100% of 35,600	100% of 32,747	100% of 2,853	a. RA 6036 (ROR) 203 b. PD 968 (Prob & Paro) 634 c. RA 9344 (Juvenile Law) 778 d. Release on Bail 10,857 e. Served Sentence 2,914 f. Dismissed/acquitted 11,900 g. Art. 29 (GCTA) 533 h. Transferred to other institution 4,928 ----- Total 32,747

Prepared by:




**EDWIN B RIEL**  
Jail Senior Superintendent  
Director for Program Development



**ALFREDO D SOLIBA JR**  
Jail Chief Superintendent  
Director for Comptrollership

Approved by:



**DIONY D MAMARIL, CES(E)**  
Jail Director  
Chief, BJMP

**PHYSICAL REPORT OF OPERATIONS**  
**For the Period Ending September 31, 2015**

Agency : BUREAU OF JAIL MANAGEMENT AND PENOLOGY

MFO/Performance Indicator	Annual Physical Target/Cost	Accomplishment/Cost	Variance Performance/Cost	REMARKS
<b>MFO1</b> <b>SAFEKEEPING SERVICES OF INMATES</b>  <b>Performance Indicators</b> Percentage of Inmates Benefitting from Welfare and Development Services	75% of targeted beneficiaries	76.15%	-1.15%	Spiritual services 100.00% Livelihood services 46.41% Educational services 25.69% Physical fitness & Recreation 96.06% Psychological services 88.73% Guidance and counseling 100.00%  ----- Total 456.89 / 6 = 76.15%
Improve Safekeeping Efficiency	99.98%	99.99%	-0.01%	15 escapees 6 escapees still at large 9 escapees recovered 93,073 average monthly jail pop
Percentage of Inmates Released within the Prescribed Period	100% of 35,600	91.42% of 35,600 or 32,544	8.58% of 35,600	a. RA 6036 (ROR) 203 b. PD 968 (Prob & Paro) 634 c. RA 9344 (Juvenile Law) 778 d. Release on Bail 10,857 e. Served Sentence 2,914 f. Dismissed/acquitted 11,900 g. Art. 29 (GCTA) 533 h. Transferred to other institution 4,928  Total 32,544


Prepared by:

  
**ALBERTO M BALAUAG**  
 Jail Senior Superintendent  
 Director for Program Development



**ALFREDO D SOLIBA JR**  
 Jail Chief Superintendent  
 Director for Comptrollership

Approved by:

  
**DIONY D MAMARIL, CES(E)**  
 Jail Director  
 Chief, BJMP

**PHYSICAL REPORT OF OPERATIONS  
For the Period Ending December 31, 2015**

Agency : BUREAU OF JAIL MANAGEMENT AND PENOLOGY


MFO/Performance Indicator	Annual Physical Target/Cost	Accomplishment/Cost	Variance Performance/Cost	REMARKS
<b>MFO1</b> <b>SAFEKEEPING SERVICES OF INMATES</b>				
<b>Performance Indicators</b> Percentage of Inmates Benefitting from Welfare and Development Services	85% of targeted beneficiaries	87.60% (Averaging: 74,656 Inmates)	-2.60%	Spiritual 92,146 Livelihood 47,880 Educational 52,601 Guidance & Counseling 75,997 Physical & Recreational 80,747 TC Modality (Psychological) 85,948 Medical/Dental 87,270  ----- Total 522,589 17 = 74,656
Improve Safekeeping Efficiency	99.98%	99.98%	0	19 escape incidents 39 escapees 16 recaptured 94,996 average jail
Percentage of Inmates Released within the Prescribed Period	100% of 35,500	133.40% of 35,500 (47,356)	-33.40%	a. PD 968 (Parole & Probation) 1,036 b. RA 9344 (Juvenile Law) 778 c. Release on Bail 15,166 d. Served Sentence 8,760 e. Dismissed/acquitted 13,853 f. Art. 29 (GCTA) 825 g. Transferred to Other Institution 6,617 h. Release on Recognizance (RA) 321  Total 47,356

Prepared by:

  
**EDWIN B. RIEL**  
Jail Senior Superintendent  
Director for Program Development

  
**ALFREDO D. SOLIBA JR**  
Jail Chief Superintendent  
Director for Comptrollership

Approved by:

  
**DEOGRACIAS C. TAPAYAN, CESE**  
Jail Chief Superintendent  
Officer-in-Charge, BJMP