

**SUMMARY OF APPROPRIATIONS, ALLOTMENTS, OBLIGATIONS, DISBURSEMENTS AND BALANCES BY OBJECT OF EXPENDITURES**  
As of the Quarter Ending 30 September 2020

FAR No. 1-A

Department : Department of Interior and Local Government  
 Agency : Bureau of Jail Management and Penology  
 Operating Unit : Consolidated  
 Organization Code (UACS) : 14 003 03 00011  
 Funding Source Code (as clustered) : 101

Current Year Appropriations  
 Supplemental Appropriations  
 Continuing Appropriations

Particulars	UACS CODE	Appropriations			Allotments				Current Year Obligations					Current Year Disbursements					Balances																									
		Authorized Appropriation	Adjusted Appropriations	Allotments Received	Adjusted Total Allotments	1st Quarter Ending March 31	2nd Quarter Ending June 30	3rd Quarter Ending Sept. 30	4th Quarter Ending Dec. 31	Total	1st Quarter Ending March 31	2nd Quarter Ending June 30	3rd Quarter Ending Sept. 30	4th Quarter Ending Dec. 31	Total	Unreleased Appropriations	Unobligated Allotment	Unpaid Obligations																										
																		Due and Demandable	Not Yet Due and Demandable																									
1	2	3	4	5=(3+4)	6	7	8	9	10=[(7)-(8)-(9)]	11	12	13	14	15=(11+12+13+14)	16	17	18	19	20=(16+17+18+19)	21=(20-15)	22=(10-15)	23	24																					
<b>SUMMARY</b>																																												
<b>A. AGENCY SPECIFIC BUDGET</b>																																												
<b>GAA Fiscal Year 2020</b>																																												
<b>Personnel Services</b>																																												
Basic Salary - Civilian	50101010 01	33,712,500.00	33,712,500.00	33,712,500.00	33,712,500.00				33,712,500.00	7,832,591.36	7,780,133.00	9,719,604.00		25,332,328.36	7,822,154.88	7,780,133.00	9,572,739.57		25,175,027.45		8,380,171.64		10,436.48																					
PERA - Civilian	50102010 01	2,040,000.00	2,040,000.00	2,040,000.00	2,040,000.00				2,040,000.00	491,636.37	488,000.00	488,000.00		1,467,636.37	491,636.37	488,000.00	488,000.00		1,467,636.37		572,363.63		-																					
Representation Allow	50102020 00	522,000.00	522,000.00	522,000.00	522,000.00				522,000.00	122,500.00	127,500.00	117,500.00		367,500.00	122,500.00	127,500.00	117,500.00		367,500.00		154,500.00		-																					
Transportation Allow	50102030 01	522,000.00	522,000.00	522,000.00	522,000.00				522,000.00	122,500.00	127,500.00	117,500.00		367,500.00	122,500.00	127,500.00	117,500.00		367,500.00		154,500.00		-																					
Clothing/Uniform Allowance - Civilian	50102040 01	510,000.00	510,000.00	510,000.00	510,000.00				510,000.00		486,000.00			486,000.00		486,000.00			486,000.00		24,000.00		-																					
Subsistence Allowance- Magna Carta Benefits for Public	50102050 03	383,000.00	383,000.00	383,000.00	383,000.00				383,000.00		59,400.00			59,400.00		37,800.00		37,800.00		37,800.00		323,600.00		-																				
Laundry Allowance- Magna Carta Benefits for Public Heat	50102060 04	52,000.00	52,000.00	52,000.00	52,000.00				52,000.00		8,250.00			8,250.00		5,250.00		5,250.00		5,250.00		43,750.00		-																				
Hazard Pay - COVID19	50102110 01	438,500.00	438,500.00	438,500.00	438,500.00				438,500.00	438,500.00				438,500.00	438,500.00				438,500.00		-		-																					
Year End Bonus	50102140 01	2,680,000.00	2,680,000.00	2,680,000.00	2,680,000.00				2,680,000.00													2,680,000.00		-																				
Cash Gift	50102150 01	425,000.00	425,000.00	425,000.00	425,000.00				425,000.00													425,000.00		-																				
Productivity Enhancement Incentive-Civ	50102990 12	425,000.00	425,000.00	425,000.00	425,000.00				425,000.00													425,000.00		-																				
Mid Year Bonus - Civilian	50102990 36	2,680,000.00	2,680,000.00	2,680,000.00	2,680,000.00				2,680,000.00	2,593,317.00				2,593,317.00	2,593,317.00				2,593,317.00		86,683.00		-																					
PAG-BIG Cont. - Civilian	50103020 01	102,000.00	102,000.00	102,000.00	102,000.00				102,000.00	23,800.00	8,100.00	40,600.00		72,500.00	7,600.00	8,100.00	40,500.00		56,200.00		29,500.00		16,200.00																					
PHLHEALTH Cont. - Civilian	50103030 01	351,000.00	351,000.00	351,000.00	351,000.00				351,000.00	98,910.46	103,824.94	122,144.53		324,879.93	64,402.63	103,523.49	156,953.81		324,879.93		26,120.07		34,809.28																					
ECIP - Civilian	50103040 01	102,000.00	102,000.00	102,000.00	102,000.00				102,000.00	22,800.00	22,800.00	22,800.00		68,200.00	15,200.00	22,800.00	22,700.00		67,000.00		33,800.00		3,800.00																					
Lump-sum for Step Increments - Length of Svc	50104990 10	81,000.00	81,000.00	81,000.00	81,000.00				81,000.00	3,660.00	18,950.00	21,894.00		44,509.00	3,660.00	18,950.00	21,894.00		44,509.00		36,491.00		-																					
Loyalty Cash Award - Civilian	50104990 15	50,000.00	50,000.00	50,000.00	50,000.00				50,000.00	10,000.00		10,000.00		20,000.00	10,000.00				20,000.00		30,000.00		-																					
Other Personnel Benefits - Officers Allowance	50104990 99		0.00	0.00	0.00				0.00																																			
Base Pay - Uniformed	50101010 02	4,913,267,500.00	4,913,267,500.00	4,913,267,500.00	4,913,267,500.00				4,913,267,500.00	1,515,182,684.02	1,472,154,903.92	1,466,058,940.58		4,453,396,528.52	1,499,623,676.61	1,267,430,496.76	1,405,352,774.37		4,172,406,947.74		459,870,971.48		220,283,414.57																					
PERA - Uniformed	50102010 02	315,456,000.00	315,456,000.00	315,456,000.00	315,456,000.00				315,456,000.00	90,566,999.98	90,452,636.18	89,683,363.62		270,702,999.78	90,564,999.98	90,444,545.27	86,540,909.09		267,550,454.34		44,753,000.22		10,090.91																					
Clothing/Uniform Allowance - Uniformed	50102040 03	31,546,000.00	31,546,000.00	31,546,000.00	31,546,000.00				31,546,000.00	9,045,263.72	8,968,336.34			27,070,300.05	9,056,499.99	9,044,454.63	8,654,090.90		26,755,045.52		4,475,699.95		1,009.09																					
Clothing/Uniform Allowance - Initial - Uniformed	50102040 04	41,479,000.00	41,479,000.00	41,479,000.00	41,479,000.00				41,479,000.00		500,000.00			500,000.00		500,000.00			500,000.00		40,979,000.00		-																					
Clothing/Uniform Allowance - Special - MUP	50102040 05	191,000.00	191,000.00	191,000.00	191,000.00				191,000.00												191,000.00		-																					
Clothing/Uniform Allowance - Cold Weather	50102040 06		0.00	0.00	0.00				0.00																																			
Clothing/Uniform Allowance - Maintenance Cold Weather	50102040 10		0.00	0.00	0.00				0.00																																			
Clothing/Uniform Allowance - RCA	50102040 11	52,108,000.00	52,108,000.00	52,108,000.00	52,108,000.00				52,108,000.00	5,709,119.05	7,573,078.44	22,298,374.48		35,580,571.97	5,653,119.05	7,307,934.05	20,886,215.38		33,847,268.48		16,527,428.03		321,144.39																					
Subsistence Allowance - Uniformed	50102050 01	719,634,000.00	719,634,000.00	719,634,000.00	719,634,000.00				719,634,000.00	206,044,350.00	205,788,450.00	206,277,000.00		618,109,800.00	206,039,700.00	205,770,150.00	199,204,050.00		611,013,900.00		101,524,200.00		22,950.00																					
Laundry Allowance - Uniformed	50102060 02	5,084,000.00	5,084,000.00	5,084,000.00	5,084,000.00				5,084,000.00	1,445,807.67	1,444,266.72	1,442,151.78		4,332,226.17	1,445,777.67	1,444,130.36	1,394,948.16		4,284,856.19		751,773.83		166.36																					
Quarter Allowance - Uniformed	50102070 02	69,012,000.00	69,012,000.00	69,012,000.00	69,012,000.00				69,012,000.00	19,611,661.32	19,587,170.52	19,473,772.68		58,672,604.52	19,611,261.32	19,585,372.79	18,843,354.55		58,039,988.66		10,339,395.48		2,197.73																					
Productivity Incentive Allowance	50102080 02		0.00	0.00	0.00				0.00																																			
Honoraria	50102100 02		0.00	0.00	0.00				0.00																																			
Hazard Duty Pay - COVID 19	50102110 01	235,755,500.00	235,755,500.00	235,755,500.00	235,755,500.00				235,755,500.00	235,755,500.00	725,000.00			236,480,500.00		211,567,000.00	5,231,000.00		216,798,000.00		(725,000.00)		24,188,500.00																					
Hazard Duty Pay - Uniformed	50102110 03	85,173,000.00	85,173,000.00	85,173,000.00	85,173,000.00				85,173,000.00	24,453,089.97	24,422,211.69	24,776,053.61		73,651,355.27	24,452,549.97	24,420,027.15	23,366,045.44		72,238,622.56		11,521,644.73		2,724.54																					
Hazardous Duty Pay	50102110 09	19,427,000.00	19,427,000.00	19,427,000.00	19,427,000.00				19,427,000.00	5,341,358.05	5,328,376.22	4,736,154.40		15,405,888.67	5,341,358.05	5,328,376.22	4,736,154.40		15,405,888.67		4,021,111.33		-																					
Longevity Pay - Uniformed	50102120 02	1,094,689,000.00	1,094,689,000.00	1,094,689,000.00	1,094,689,000.00				1,094,689,000.00	281,870,594.82	282,111,434.17	288,891,664.98		852,873,693.97	281,867,627.82	282,063,140.26	288,628,535.44		852,559,303.52		241,815,306.03		51,260.91																					
Year End Bonus - Uniformed	50102140 02	433,210,000.00	433,210,000.00	433,210,000.00	433,210,000.00				433,210,000.00												433,210,000.00		-																					
Cash Gift - Uniformed	50102150 02	65,720,000.00	65,720,000.00	65,720,000.00	65,720,000.00				65,720,000.00												65,720,000.00		-																					
Collective Negotiation Agreement Incentive	50102990 11		0.00	0.00	0.00				0.00																																			
Productivity Enhancement Incentive-MUP	50102990 13	65,720,000.00	65,720,000.00	65,720,000.00	65,720,000.00				65,720,000.00																																			

**SUMMARY OF APPROPRIATIONS, ALLOTMENTS, OBLIGATIONS, DISBURSEMENTS AND BALANCES BY OBJECT OF EXPENDITURES**  
As of the Quarter Ending 30 September 2020

FAR No. 1-A

Department : Department of Interior and Local Government  
 Agency : Bureau of Jail Management and Penology  
 Operating Unit : Consolidated  
 Organization Code (UACS) : 14 003 03 00011  
 Funding Source Code (as clustered) : 101

Current Year Appropriations  
 Supplemental Appropriations  
 Continuing Appropriations

Particulars	UACS CODE	Appropriations		Allotments				Current Year Obligations					Current Year Disbursements					Balances						
		Authorized Appropriation	Adjusted Appropriations (Transfers)	Allotments Received	Adjusted Total Allotments (UAP (-)7)	Transfers From	Transfers To	1st Quarter Ending March 31	2nd Quarter Ending June 30	3rd Quarter Ending Sept. 30	4th Quarter Ending Dec. 31	Total	1st Quarter Ending March 31	2nd Quarter Ending June 30	3rd Quarter Ending Sept. 30	4th Quarter Ending Dec. 31	Total	Unreleased Appropriations (5-4)	Unobligated Allotment	Due and Demandable	Not Yet Due and Demandable			
1	2	3	4	5=(3+4)	6	7	8	9	10=(9-7)	11	12	13	14	15=(11+12+13+14)	16	17	18	19	20=(16+17+18+19)	21	22=(10-15)	23	24	
Retirement Gratuity - Uniformed	50104020 02	254,509,000.00	254,509,000.00	254,509,000.00	254,509,000.00				254,509,000.00	47,852,874.72	34,028,956.00	40,104,137.77		121,985,967.49	44,746,587.72	23,510,572.20	33,030,554.27		101,287,714.19		-	132,523,032.51	13,624,669.80	
Terminal Leave Benefits -Civilian	50104030 01	703,000.00	703,000.00	703,000.00	703,000.00				703,000.00					-					703,000.00		-	703,000.00		
Terminal Leave Benefits -MUP	50104030 02	407,979,000.00	407,979,000.00	407,979,000.00	407,979,000.00				407,979,000.00	51,611,802.74	40,129,680.06	62,051,526.65		153,793,009.45	51,591,802.74	36,645,422.63	45,608,835.87		133,846,061.24	254,185,990.55	-	3,504,257.43		
<b>Automatic Appropriation</b>																								
Retirement & Life Insurance Premium	50103010 00	1,168,000.00	1,168,000.00	1,168,000.00	1,168,000.00				1,168,000.00	860,561.52	-	-		860,561.52	570,744.48	289,817.04		860,561.52	307,438.48	-	-			
<b>Pension Gratuity Fund</b>																								
Pension Benefits	50104010 02	693,672,000.00	693,672,000.00	693,672,000.00	693,672,000.00				693,672,000.00	346,627,907.67	347,035,151.58	356,494,078.13		1,050,157,137.38	345,383,577.57	346,977,243.04	342,863,486.86		1,035,224,307.47	(356,485,137.38)	-	1,302,238.64		
Retirement Gratuity - Uniformed	50104020 02	88,320,086.00	88,320,086.00	88,320,086.00	88,320,086.00				88,320,086.00	51,974,315.62	35,378,170.40	16,835,330.56		104,187,816.58	51,974,315.62	30,814,159.52	17,726,403.28		100,514,878.42	(15,867,730.58)	-	4,564,010.88		
Terminal Leave Benefits -Civilian	50104030 01	360,589.00	360,589.00	360,589.00	360,589.00				360,589.00	356,043.07	-	-		356,043.07	-	-	-		356,043.07	4,545.93	-	-		
Terminal Leave Benefits -Military/Uniformed Personnel	50104030 02	88,617,168.00	88,617,168.00	88,617,168.00	88,617,168.00				88,617,168.00	42,724,116.07	40,062,667.66	27,451,394.62		110,238,178.37	42,724,116.07	40,062,667.57	26,580,321.90		109,347,105.54	(21,621,010.37)	-	0.11		
<b>Miscellaneous Personnel Benefits Fund</b>																								
Productivity Based bonus-Civ	50102990 14		0.00	0.00	0.00				0.00	-	-	-		-	-	-	-		-	-	-	-	-	
Productivity Based bonus-MUP	50102990 15		0.00	0.00	0.00				0.00	-	-	-		-	-	-	-		-	-	-	-	-	
<b>Unprogrammed Appropriations</b>																								
Personal Benefits			0.00	0.00	0.00				0.00	-	-	-		-	-	-	-		-	-	-	-	-	
<b>Maintenance &amp; Other Operating Expenses</b>		<b>6,241,415,041.00</b>	<b>6,241,415,041.00</b>	<b>6,241,415,041.00</b>	<b>6,241,415,041.00</b>				<b>6,241,415,041.00</b>	<b>1,153,493,705.38</b>	<b>1,343,328,543.19</b>	<b>1,385,515,393.49</b>	<b>-</b>	<b>3,882,337,642.06</b>	<b>1,142,722,762.07</b>	<b>1,311,857,951.12</b>	<b>1,394,608,055.05</b>	<b>-</b>	<b>3,849,188,768.24</b>	<b>2,359,077,398.94</b>	<b>-</b>	<b>42,241,535.38</b>	<b>-</b>	<b>-</b>
Travelling Expense - Local	50201010 00	26,138,500.00	26,138,500.00	26,138,500.00	26,138,500.00				26,138,500.00	2,938,340.77	1,634,855.52	1,578,793.03		6,151,989.32	2,865,203.77	1,590,851.02	1,623,630.02		6,079,684.81	19,986,510.68	-	117,141.50	-	
Training Expense	50202010 02	15,617,300.00	15,617,300.00	15,617,300.00	15,617,300.00				15,617,300.00	941,296.95	613,450.13	525,790.40		2,080,537.48	800,996.95	723,750.13	515,790.40		2,040,537.48	13,536,762.52	-	30,000.00	-	
ICT Training Expenses	50202010 01	5,000,000.00	5,000,000.00	5,000,000.00	5,000,000.00				5,000,000.00	-	-	-		-	-	-	-		-	5,000,000.00	-	-	-	
ICT Office Supplies Expenses	50203010 01	3,890,000.00	3,890,000.00	3,890,000.00	3,890,000.00				3,890,000.00	-	-	130,875.00		130,875.00	-	-	130,875.00		130,875.00	3,759,125.00	-	-	-	
Office Supplies Expense	50203010 02	183,392,000.00	183,392,000.00	183,392,000.00	183,392,000.00				183,392,000.00	56,450,101.10	63,983,391.87	43,602,019.40		164,035,512.37	56,425,101.10	61,621,663.17	45,230,641.15		163,277,405.42	19,356,487.63	-	2,386,728.70	-	
Accountable Forms Expense	50203020 00	2,440,000.00	2,440,000.00	2,440,000.00	2,440,000.00				2,440,000.00	2,400.00	-	1,600.00		4,000.00	2,400.00	-	1,600.00		4,000.00	2,436,000.00	-	-	-	
Non-Accountable Forms Expense	50203030 00	3,628,000.00	3,628,000.00	3,628,000.00	3,628,000.00				3,628,000.00	-	-	42,745.00		42,745.00	-	-	42,745.00		42,745.00	3,585,255.00	-	-	-	
Food Supplies Expense	50203050 00	4,091,046,300.00	4,091,046,300.00	4,091,046,300.00	4,091,046,300.00				4,091,046,300.00	841,274,566.60	849,518,653.21	999,887,176.52		2,690,680,396.33	840,594,516.60	850,051,143.21	997,946,496.52		2,688,592,156.33	1,400,365,903.67	-	147,560.00	-	
Drugs & Medicine Expense	50203070 00	677,294,000.00	677,294,000.00	677,294,000.00	677,294,000.00				677,294,000.00	88,154,004.87	212,992,804.49	154,999,226.95		456,146,036.31	88,154,004.87	207,670,866.49	157,133,834.95		452,958,706.31	221,147,963.69	-	5,321,938.00	-	
Med, Den & Lab Expense	50203080 00	135,201,000.00	135,201,000.00	135,201,000.00	135,201,000.00				135,201,000.00	3,422,537.99	5,423,050.50	5,468,963.95		14,314,552.44	3,422,537.99	4,389,770.50	6,316,411.95		14,128,720.44	120,886,447.56	-	1,033,280.00	-	
Prisoners Medical Support Services	50203290 00	210,858,000.00	210,858,000.00	210,858,000.00	210,858,000.00				210,858,000.00	-	-	-		-	-	-	-		-	210,858,000.00	-	-	-	
Fuel, Oil & Lubricant Expense	50203090 00	87,959,700.00	87,959,700.00	87,959,700.00	87,959,700.00				87,959,700.00	12,745,621.69	20,258,080.04	20,320,034.75		53,323,736.48	12,743,051.69	18,536,258.89	20,456,281.17		51,735,591.75	34,635,963.52	-	1,724,391.15	-	
Mil, Pol & Traffic Supplies Expense	50203120 00	17,921,000.00	17,921,000.00	17,921,000.00	17,921,000.00				17,921,000.00	562,747.45	817,763.00	763,889.00		2,144,399.45	562,747.45	273,200.00	1,308,452.00		2,144,399.45	15,776,600.55	-	544,563.00	-	
ICT Equipment (Semi-Expendable Machinery)	50203210 03	-	-	-	-				-	-	-	-		-	-	-	-		-	-	-	-	-	
Other Supplies & Materials Expense	50203990 00	234,943,000.00	234,943,000.00	234,943,000.00	234,943,000.00				234,943,000.00	71,634,969.72	85,796,949.89	33,305,179.15		190,737,098.76	64,069,779.76	67,715,576.94	50,675,459.01		182,460,815.71	44,205,901.24	-	25,646,562.91	-	
Water Expense	50204010 00	90,747,000.00	90,747,000.00	90,747,000.00	90,747,000.00				90,747,000.00	14,295,396.72	16,253,190.63	27,489,844.77		58,038,432.12	13,851,814.04	15,812,290.07	27,516,416.65		57,180,520.76	32,708,567.88	-	884,483.24	-	
Electricity Expense	50204020 00	135,447,000.00	135,447,000.00	135,447,000.00	135,447,000.00				135,447,000.00	23,828,569.88	32,592,486.62	48,842,370.93		105,263,427.43	22,432,001.26	32,072,597.70	39,903,337.27		94,407,936.23	30,183,572.57	-	1,916,457.54	-	
Postage & Courier Expense	50205010 00	2,086,200.00	2,086,200.00	2,086,200.00	2,086,200.00				2,086,200.00	281,049.82	153,979.54	403,281.60		838,310.96	281,049.82	143,453.54	405,980.60		830,483.96	1,247,889.04	-	10,526.00	-	
Telephone Expense - Mobile	50205020 01	1,790,000.00	1,790,000.00	1,790,000.00	1,790,000.00				1,790,000.00	-	-	-		-	-	-	-		-	1,790,000.00	-	-	-	
Telephone Expense - Landline	50205020 02	20,480,500.00	20,480,500.00	20,480,500.00	20,480,500.00				20,480,500.00	635,303.20	464,859.17	892,030.60		1,992,192.97	631,106.22	440,947.78	915,745.08		1,987,799.08	18,488,307.03	-	28,108.37	-	
Internet Subscription Expense-Mithi	50205030 00	-	-	-	-				-	-	-	-		-	-	-	-		-	-	-	-	-	
Internet Subscription Expense	50205030 00	28,298,100.00	28,298,100.00	28,298,100.00	28,298,100.00				28,298,100.00	268,955.43	217,297.14	260,017.70		746,270.27	260,955.43	207,637.14	227,942.28		696,534.85	27,551,829.73	-	17,660.00	-	
Cable, Satellite Telegraph & Radio Expense	50205040 00	232,000.00	232,000.00	232,000.00	232,000.00				232,000.00	-	-	-		-	-	-	-		-	232,000.00	-	-	-	
Awards/Rewards Expense	50206010 00	2,283,400.00	2,283,400.00	2,283,400.00	2,283,400.00				2,283,400.00	-	-	-		-	-	-	-		-	2,283,400.00	-	-	-	
Rewards & Incentives Expense	50206010 02	900,000.00	900,000.00																					


**SUMMARY OF APPROPRIATIONS, ALLOTMENTS, OBLIGATIONS, DISBURSEMENTS AND BALANCES BY OBJECT OF EXPENDITURES**  
As of the Quarter Ending 30 September 2020


FAR No. 1-A


Department : Department of Interior and Local Government  
 Agency : Bureau of Jail Management and Penology  
 Operating Unit : Consolidated  
 Organization Code (UACS) : 14 003 03 00011  
 Funding Source Code (as clustered) : 101

Current Year Appropriations  
 Supplemental Appropriations  
 Continuing Appropriations

Particulars	UACS CODE	Appropriations			Allotments				Current Year Obligations					Current Year Disbursements					Balances						
		Authorized Appropriation	Adjusted Appropriations (Trans)	Adjusted Appropriations	Allotments Received	Transferred From	Transferred To	Adjusted Total Allotments (-)7	1st Quarter Ending March 31	2nd Quarter Ending June 30	3rd Quarter Ending Sept. 30	4th Quarter Ending Dec. 31	Total	1st Quarter Ending March 31	2nd Quarter Ending June 30	3rd Quarter Ending Sept. 30	4th Quarter Ending Dec. 31	Total	Unreleased Appropriations (5-15)	Unobligated Allotment	Unpaid Obligations				
																					Due and Demandable	Not Yet Due and Demandable			
1	2	3	4	5=(3+4)	6	7	8	9	10=(7-8-9)	11	12	13	14	15=(11+12+13+14)	16	17	18	19	20=(16+17+18+19)	21	22=(10-15)	23	24		
Legal Services	50211010 00	4,000,000.00	4,000,000.00	4,000,000.00	4,000,000.00				4,000,000.00																
Auditing Services	50211020 00	1,350,000.00	1,350,000.00	1,350,000.00	1,350,000.00				1,350,000.00	193,917.02	190,790.00	214,079.67		598,786.69	193,917.02	190,790.00	214,079.67		598,786.69			4,000,000.00			
Consultancy Service	50211030 00	8,784,000.00	8,784,000.00	8,784,000.00	8,784,000.00				8,784,000.00													8,784,000.00			
ICT Consultancy Services	50211030 01	2,291,241.00	2,291,241.00	2,291,241.00	2,291,241.00				2,291,241.00													2,291,241.00			
Other General Services	50212990 99	1,500,000.00	1,500,000.00	1,500,000.00	1,500,000.00				1,500,000.00	162,191.36	490,147.44	497,294.40		1,149,633.20	162,191.36	326,169.36	579,730.14		1,068,090.86		350,866.80	163,978.08			
Repair & Maintenance - Communication Network	50213030 06																								
Repair & Maintenance - ICT Equipment	50213050 03																								
Repair & Maintenance - Communication Equipment	50213050 07																								
Repair & Maintenance - Printing Equipment	50213050 12																								
Repair & Maintenance - Building	50213040 01	15,625,000.00	15,625,000.00	15,625,000.00	15,625,000.00				15,625,000.00	9,100.00	3,200.00	697,980.00		710,280.00	5,900.00	3,200.00	412,600.00		421,700.00		14,914,720.00	3,200.00			
Repair & Maintenance - Other Structures	50213040 99	46,684,600.00	46,684,600.00	46,684,600.00	46,684,600.00				46,684,600.00	2,236,400.12	7,345,153.29	4,240,603.70		13,822,157.11	2,236,400.12	6,524,294.65	2,755,804.36		11,516,499.13		32,862,442.89	820,858.64			
Repair & Maintenance - Office Equipment	50213050 02	6,812,000.00	6,812,000.00	6,812,000.00	6,812,000.00				6,812,000.00	201,468.64	596,045.00	664,225.00		1,461,738.64	201,468.64	482,595.00	701,875.59		1,385,939.23		5,350,261.36	113,450.00			
Repair & Maintenance - Motor Vehicles	50213060 01	14,135,000.00	14,135,000.00	14,135,000.00	14,135,000.00				14,135,000.00	300,054.05	1,022,309.81	767,286.26		2,089,650.12	225,554.05	995,649.51	722,012.56		1,943,216.12		12,045,349.88	101,160.30			
Subsidiaries - Rice Allowance	50214990 00	102,523,000.00	102,523,000.00	102,523,000.00	102,523,000.00				102,523,000.00	28,941,250.00	28,830,750.00	28,698,800.00		86,470,800.00	28,941,250.00	28,830,750.00	26,648,050.00		84,420,050.00		16,052,200.00				
Taxes, Duties & Licenses	50215010 01	4,438,000.00	4,438,000.00	4,438,000.00	4,438,000.00				4,438,000.00	15,533.76	10,976.24	38,013.24		64,523.24	15,533.76	10,976.24	37,713.24		64,223.24		4,373,476.76				
Fidelity Bond	50215020 00	11,310,000.00	11,310,000.00	11,310,000.00	11,310,000.00				11,310,000.00	568,075.03	274,152.00	705,638.64		1,547,865.67	567,575.03	277,152.00	680,263.64		1,494,990.67		9,762,134.33	7,500.00			
Insurance Expense	50215030 00	7,465,000.00	7,465,000.00	7,465,000.00	7,465,000.00				7,465,000.00	1,429,853.21	1,664,452.35	1,083,219.38		4,177,524.94	1,265,786.14	1,686,771.47	1,093,297.35		4,045,854.96		3,287,475.06	141,747.95			
Advertising Expense	50299010 00																								
Printing & Publication Expense	50299020 00	9,819,900.00	9,819,900.00	9,819,900.00	9,819,900.00				9,819,900.00	1,415,364.96	2,131,192.22	2,653,424.40		6,199,981.58	1,415,364.96	2,131,192.22	2,652,504.40		6,199,061.58		3,619,918.42				
Representation Expense	50299030 00	900,000.00	900,000.00	900,000.00	900,000.00				900,000.00												900,000.00				
Transportation & Delivery Expense	50299040 00	1,114,200.00	1,114,200.00	1,114,200.00	1,114,200.00				1,114,200.00		7,876.00	85,187.09		93,063.09		7,876.00	85,187.09		93,063.09		1,021,136.91				
ICTS Software Subscription	50299070 01																								
Other Subscription Expense	50299070 99	325,800.00	325,800.00	325,800.00	325,800.00				325,800.00												325,800.00				
Rents - Building & Structures	50299050 01	8,100,000.00	8,100,000.00	8,100,000.00	8,100,000.00				8,100,000.00	564,635.04	624,458.04	4,837,902.38		6,026,995.46	384,554.04	804,539.04	4,837,902.38		6,026,995.46		2,073,004.54				
Rents - Motor Vehicle	50299050 03	900,000.00	900,000.00	900,000.00	900,000.00				900,000.00												900,000.00				
Donations	50299080 00																								
Other Maintenance and Operating Exp	50299990 00	3,651,300.00	3,651,300.00	3,651,300.00	3,651,300.00				3,651,300.00	20,000.00		173,535.58		193,535.58	20,000.00		173,535.58		193,535.58		3,457,764.42				
<b>Contingency Fund</b>																									
Med, Den & Lab Expense	50203080 00	11,093,000.00	11,093,000.00	11,093,000.00	11,093,000.00				11,093,000.00		9,416,229.05	1,644,365.00		11,060,594.05		8,335,989.05	2,724,605.00		11,060,594.05		32,405.95	1,080,240.00			
<b>Capital Outlay</b>		<b>207,990,559.00</b>	<b>207,990,559.00</b>	<b>207,990,559.00</b>	<b>207,990,559.00</b>				<b>207,990,559.00</b>	<b>10,788,103.08</b>	<b>66,727,210.52</b>	<b>14,177,265.18</b>		<b>91,692,578.78</b>	<b>3,487,176.82</b>	<b>1,138,959.03</b>			<b>4,626,135.85</b>		<b>116,297,980.22</b>	<b>7,126,251.49</b>	<b>65,762,926.26</b>		
Communication Network	50601010 07	15,277,000.00	15,277,000.00	15,277,000.00	15,277,000.00				15,277,000.00												15,277,000.00				
ICT Equipment	50604050 03	53,896,482.00	53,896,482.00	53,896,482.00	53,896,482.00				53,896,482.00												53,896,482.00				
Communication Equipment	50604050 07	28,992,000.00	28,992,000.00	28,992,000.00	28,992,000.00				28,992,000.00												28,992,000.00				
Computer Software	50606020 00																								
Other Structures	50604040 99	39,458,000.00	39,458,000.00	39,458,000.00	39,458,000.00				39,458,000.00	10,788,103.08	8,265,210.52	14,177,265.18		33,230,578.78	3,487,176.82	1,138,959.03			4,626,135.85		6,227,421.22	7,126,251.49	7,300,926.26		
Medical Equipment	50604050 11	3,042,000.00	3,042,000.00	3,042,000.00	3,042,000.00				3,042,000.00												3,042,000.00				
Printing Equipment	50604050 12	422,077.00	422,077.00	422,077.00	422,077.00				422,077.00												422,077.00				
ICT Software	50604050 15	8,441,000.00	8,441,000.00	8,441,000.00	8,441,000.00				8,441,000.00												8,441,000.00				
Military, Police & Security Equipment	50604050 10	36,468,000.00	36,468,000.00	36,468,000.00	36,468,000.00				36,468,000.00		36,468,000.00			36,468,000.00										36,468,000.00	
Motor Vehicles	50604060 01	21,994,000.00	21,994,000.00	21,994,000.00	21,994,000.00				21,994,000.00		21,994,000.00			21,994,000.00										21,994,000.00	
<b>GRAND TOTAL</b>		<b>16,765,958,443.00</b>	<b>16,765,958,443.00</b>	<b>16,765,958,443.00</b>	<b>16,765,958,443.00</b>				<b>16,765,958,443.00</b>	<b>3,905,602,773.07</b>	<b>4,781,631,975.51</b>	<b>4,079,800,933.87</b>		<b>12,767,035,682.45</b>	<b>3,854,242,938.06</b>	<b>4,435,636,948.41</b>	<b>3,970,233,490.69</b>		<b>12,260,113,377.16</b>		<b>3,998,922,760.55</b>	<b>331,591,935.85</b>	<b>65,762,926.26</b>		

**Certified Correct:**  
  
**MILAF E COMIA**  
 Budget Officer V  
 Date:

**Certified Correct:**  
  
**ROMELYN L MEDINA**  
 OIC, Accounting Service Office  
 Date:

**Approved By:**  
  
**ALLAN S IRNAL, CESE**  
 Jail Director  
 Chief, BJMP  
 Date: