

**SUMMARY OF APPROPRIATIONS, ALLOTMENTS, OBLIGATIONS, DISBURSEMENTS AND BALANCES BY OBJECT OF EXPENDITURES**

**As at the Quarter Ending March 31, 2022**

Department: Department of the Interior and Local Government (DILG)  
 Agency/Entity: Bureau of Jail Management and Penology  
 Operating Unit: Regional Office - NCR  
 Organization Code (UACS) : 14 003 0300013  
 Fund Cluster: 01 Regular Agency Fund  
 (e.g. UACS Fund Cluster: 01-Regular Agency Fund, 02-Foreign Assisted Projects Fund, 03-Special Account-Locally Funded/Domestic Grants Fund, and 04-Special Account-Foreign Assisted/Foreign Grants Fund)

	Current Year Appropriations
	Supplemental Appropriations
X	Continuing Appropriations

Particulars	UACS CODE	Appropriations			Allotments					Obligations					Disbursements					Balances			
		Authorized Appropriations	Adjustments (Transfer To/From, Modifications/Augmentations)	Adjusted Appropriations	Allotments Received	Adjustments (Reductions, Modifications/Augmentations)	Transfer To	Transfer From	Adjusted Allotments	1st Quarter Ending March 31	2nd Quarter Ending June 30	3rd Quarter Ending Sept. 30	4th Quarter Ending Dec. 31	TOTAL	1st Quarter Ending March 31	2nd Quarter Ending June 30	3rd Quarter Ending Sept. 30	4th Quarter Ending Dec. 31	TOTAL	Unreleased Appropriations	Unobligated Allotments	Unpaid Obligations (15-20)=(23+24)	
																						Due and Demandable	Not Yet Due and Demandable
1	2	3	4	5=(3+4)	6	7	8	9	10=[(6+(-)7)-8+9]	11	12	13	14	15=(11+12+13+14)	16	17	18	19	20=(16+17+18+19)	21=(5-10)	22=(10-15)	23	24
SUMMARY		1,647,222,146.98	0.00	1,647,222,146.98	1,647,222,146.98	0.00	0.00	0.00	1,647,222,146.98	117,501,685.71	0.00	0.00	0.00	117,501,685.71	114,347,980.76	0.00	0.00	0.00	114,347,980.76	0.00	1,529,720,461.27	2,946,299.45	207,405.50
I. CONTINUING APPROPRIATIONS		1,647,222,146.98	0.00	1,647,222,146.98	1,647,222,146.98	0.00	0.00	0.00	1,647,222,146.98	117,501,685.71	0.00	0.00	0.00	117,501,685.71	114,347,980.76	0.00	0.00	0.00	114,347,980.76	0.00	1,529,720,461.27	2,946,299.45	207,405.50
I. Agency Specific Budget		1,647,222,146.98	0.00	1,647,222,146.98	1,647,222,146.98	0.00	0.00	0.00	1,647,222,146.98	117,501,685.71	0.00	0.00	0.00	117,501,685.71	114,347,980.76	0.00	0.00	0.00	114,347,980.76	0.00	1,529,720,461.27	2,946,299.45	207,405.50
Maintenance and Other Operating Expenses		1,586,827,156.23	0.00	1,586,827,156.23	1,586,827,156.23	0.00	0.00	0.00	1,586,827,156.23	117,501,685.71	0.00	0.00	0.00	117,501,685.71	114,347,980.76	0.00	0.00	0.00	114,347,980.76	0.00	1,469,325,470.52	2,946,299.45	207,405.50
Traveling Expenses	5020100000	6,918,285.65	0.00	6,918,285.65	6,918,285.65	0.00	0.00	0.00	6,918,285.65	2,835,817.86	0.00	0.00	0.00	2,835,817.86	2,628,543.86	0.00	0.00	0.00	2,628,543.86	0.00	4,082,467.79	0.00	207,274.00
Traveling Expenses - Local	5020101000	6,918,285.65	0.00	6,918,285.65	6,918,285.65	0.00	0.00	0.00	6,918,285.65	2,835,817.86	0.00	0.00	0.00	2,835,817.86	2,628,543.86	0.00	0.00	0.00	2,628,543.86	0.00	4,082,467.79	0.00	207,274.00
Training and Scholarship Expenses	5020200000	16,712,134.66	0.00	16,712,134.66	16,712,134.66	0.00	0.00	0.00	16,712,134.66	1,252,608.15	0.00	0.00	0.00	1,252,608.15	1,184,918.15	0.00	0.00	0.00	1,184,918.15	0.00	15,459,526.51	67,690.00	0.00
Training Expenses	5020201000	16,712,134.66	0.00	16,712,134.66	16,712,134.66	0.00	0.00	0.00	16,712,134.66	1,252,608.15	0.00	0.00	0.00	1,252,608.15	1,184,918.15	0.00	0.00	0.00	1,184,918.15	0.00	15,459,526.51	67,690.00	0.00
ICT Training Expenses	5020201001	6,108,126.00	0.00	6,108,126.00	6,108,126.00	0.00	0.00	0.00	6,108,126.00	406,140.00	0.00	0.00	0.00	406,140.00	406,140.00	0.00	0.00	0.00	406,140.00	0.00	5,701,986.00	0.00	0.00
Training Expenses	5020201002	10,604,008.66	0.00	10,604,008.66	10,604,008.66	0.00	0.00	0.00	10,604,008.66	846,468.15	0.00	0.00	0.00	846,468.15	778,778.15	0.00	0.00	0.00	778,778.15	0.00	9,757,540.51	67,690.00	0.00
Supplies and Materials Expenses	5020300000	1,354,029,571.68	0.00	1,354,029,571.68	1,354,029,571.68	0.00	0.00	0.00	1,354,029,571.68	80,653,543.74	0.00	0.00	0.00	80,653,543.74	80,540,986.50	0.00	0.00	0.00	80,540,986.50	0.00	1,273,376,027.94	112,557.24	0.00
Office Supplies Expenses	5020301000	3,729,295.17	0.00	3,729,295.17	3,729,295.17	0.00	0.00	0.00	3,729,295.17	50,171.65	0.00	0.00	0.00	50,171.65	50,171.65	0.00	0.00	0.00	50,171.65	0.00	3,679,123.52	0.00	0.00
ICT Office Supplies	5020301001	3,600,000.00	0.00	3,600,000.00	3,600,000.00	0.00	0.00	0.00	3,600,000.00	0.00	0.00	0.00	0.00	0.00	0.00	0.00	0.00	0.00	0.00	0.00	3,600,000.00	0.00	0.00
Office Supplies Expenses	5020301002	129,295.17	0.00	129,295.17	129,295.17	0.00	0.00	0.00	129,295.17	50,171.65	0.00	0.00	0.00	50,171.65	50,171.65	0.00	0.00	0.00	50,171.65	0.00	79,123.52	0.00	0.00
Food Supplies Expenses	5020305000	1,152,208,465.21	0.00	1,152,208,465.21	1,152,208,465.21	0.00	0.00	0.00	1,152,208,465.21	15,656,120.82	0.00	0.00	0.00	15,656,120.82	15,656,120.82	0.00	0.00	0.00	15,656,120.82	0.00	1,136,552,344.39	0.00	0.00
Drugs and Medicines Expenses	5020307000	169,434,354.83	0.00	169,434,354.83	169,434,354.83	0.00	0.00	0.00	169,434,354.83	57,102,520.99	0.00	0.00	0.00	57,102,520.99	57,092,163.75	0.00	0.00	0.00	57,092,163.75	0.00	112,331,833.84	10,357.24	0.00
Medical, Dental and Laboratory Supplies Expenses	5020308000	14,983,996.36	0.00	14,983,996.36	14,983,996.36	0.00	0.00	0.00	14,983,996.36	7,184,988.60	0.00	0.00	0.00	7,184,988.60	7,184,988.60	0.00	0.00	0.00	7,184,988.60	0.00	7,799,007.76	0.00	0.00
Fuel, Oil and Lubricants Expenses	5020309000	6,838,233.86	0.00	6,838,233.86	6,838,233.86	0.00	0.00	0.00	6,838,233.86	546,575.04	0.00	0.00	0.00	546,575.04	536,075.04	0.00	0.00	0.00	536,075.04	0.00	6,291,658.82	10,500.00	0.00
Military, Police and Traffic Supplies Expenses	5020312000	5,662,830.98	0.00	5,662,830.98	5,662,830.98	0.00	0.00	0.00	5,662,830.98	106,329.88	0.00	0.00	0.00	106,329.88	14,629.88	0.00	0.00	0.00	14,629.88	0.00	5,556,501.10	91,700.00	0.00
Semi-Expendable Machinery and Equipment Expenses	5020321000	400,000.00	0.00	400,000.00	400,000.00	0.00	0.00	0.00	400,000.00	0.00	0.00	0.00	0.00	0.00	0.00	0.00	0.00	0.00	0.00	0.00	400,000.00	0.00	0.00
Information and Communications Technology Equipment	5020321003	400,000.00	0.00	400,000.00	400,000.00	0.00	0.00	0.00	400,000.00	0.00	0.00	0.00	0.00	0.00	0.00	0.00	0.00	0.00	0.00	0.00	400,000.00	0.00	0.00
Other Supplies and Materials Expenses	5020399000	772,395.27	0.00	772,395.27	772,395.27	0.00	0.00	0.00	772,395.27	6,836.76	0.00	0.00	0.00	6,836.76	6,836.76	0.00	0.00	0.00	6,836.76	0.00	765,558.51	0.00	0.00
Utility Expenses	5020400000	28,385,093.27	0.00	28,385,093.27	28,385,093.27	0.00	0.00	0.00	28,385,093.27	26,004,726.46	0.00	0.00	0.00	26,004,726.46	24,218,288.67	0.00	0.00	0.00	24,218,288.67	0.00	2,380,366.81	1,786,437.79	0.00
Water Expenses	5020401000	8,737,782.35	0.00	8,737,782.35	8,737,782.35	0.00	0.00	0.00	8,737,782.35	8,555,088.74	0.00	0.00	0.00	8,555,088.74	8,555,088.74	0.00	0.00	0.00	8,555,088.74	0.00	182,693.61	0.00	0.00
Electricity Expenses	5020402000	19,647,310.92	0.00	19,647,310.92	19,647,310.92	0.00	0.00	0.00	19,647,310.92	17,449,637.72	0.00	0.00	0.00	17,449,637.72	15,663,199.93	0.00	0.00	0.00	15,663,199.93	0.00	2,197,673.20	1,786,437.79	0.00
Communication Expenses	5020500000	111,810,092.68	0.00	111,810,092.68	111,810,092.68	0.00	0.00	0.00	111,810,092.68	1,764,691.08	0.00	0.00	0.00	1,764,691.08	1,759,144.95	0.00	0.00	0.00	1,759,144.95	0.00	110,045,401.60	5,418.13	128.00
Postage and Courier Services	5020501000	1,441,437.20	0.00	1,441,437.20	1,441,437.20	0.00	0.00	0.00	1,441,437.20	157,434.12	0.00	0.00	0.00	157,434.12	157,306.12	0.00	0.00	0.00	157,306.12	0.00	1,284,003.08	0.00	128.00



**Department:** Department of the Interior and Local Government (DILG)  
**Agency/Entity:** Bureau of Jail Management and Penology  
**Operating Unit:** Regional Office - NCR  
**Organization Code (UACS) :** 14 003 0300013  
**Fund Cluster:** 01 Regular Agency Fund

	Current Year Appropriations
	Supplemental Appropriations
X	Continuing Appropriations


(e.g. UACS Fund Cluster: 01-Regular Agency Fund, 02-Foreign Assisted Projects Fund, 03-Special Account-Locally Funded/Domestic Grants Fund, and 04-Special Account-Foreign Assisted/Foreign Grants Fund)


Particulars	UACS CODE	Appropriations			Allotments					Obligations					Disbursements					Balances			
		Authorized Appropriations	Adjustments (Transfer To/From, Modifications/ Augmentations)	Adjusted Appropriations	Allotments Received	Adjustments (Reductions, Modifications/ Augmentations)	Transfer To	Transfer From	Adjusted Allotments	1st Quarter Ending March 31	2nd Quarter Ending June 30	3rd Quarter Ending Sept. 30	4th Quarter Ending Dec. 31	TOTAL	1st Quarter Ending March 31	2nd Quarter Ending June 30	3rd Quarter Ending Sept. 30	4th Quarter Ending Dec. 31	TOTAL	Unreleased Appropriations	Unobligated Allotments	Unpaid Obligations (15-20)=(23+24)	
																						Due and Demandable	Not Yet Due and Demandable
1	2	3	4	5=(3+4)	6	7	8	9	10=[(6+(-)7)-8+9]	11	12	13	14	15=(11+12+13+14)	16	17	18	19	20=(16+17+18+19)	21=(5-10)	22=(10-15)	23	24
Transportation and Delivery Expenses	5029904000	831,410.11	0.00	831,410.11	831,410.11	0.00	0.00	0.00	831,410.11	212,524.00	0.00	0.00	0.00	212,524.00	212,524.00	0.00	0.00	0.00	212,524.00	0.00	618,886.11	0.00	0.00
Rent/Lease Expenses	5029905000	165,956.76	0.00	165,956.76	165,956.76	0.00	0.00	0.00	165,956.76	165,956.76	0.00	0.00	0.00	165,956.76	165,956.76	0.00	0.00	0.00	165,956.76	0.00	0.00	0.00	0.00
Rents - Building and Structures	5029905001	165,956.76	0.00	165,956.76	165,956.76	0.00	0.00	0.00	165,956.76	165,956.76	0.00	0.00	0.00	165,956.76	165,956.76	0.00	0.00	0.00	165,956.76	0.00	0.00	0.00	0.00
Subscription Expenses	5029907000	6,883,812.41	0.00	6,883,812.41	6,883,812.41	0.00	0.00	0.00	6,883,812.41	595,110.00	0.00	0.00	0.00	595,110.00	25,110.00	0.00	0.00	0.00	25,110.00	0.00	6,288,702.41	570,000.00	0.00
ICT Software Subscription	5029907001	6,555,737.18	0.00	6,555,737.18	6,555,737.18	0.00	0.00	0.00	6,555,737.18	595,110.00	0.00	0.00	0.00	595,110.00	25,110.00	0.00	0.00	0.00	25,110.00	0.00	5,960,627.18	570,000.00	0.00
Other Subscription Expenses	5029907099	328,075.23	0.00	328,075.23	328,075.23	0.00	0.00	0.00	328,075.23	0.00	0.00	0.00	0.00	0.00	0.00	0.00	0.00	0.00	0.00	0.00	328,075.23	0.00	0.00
Other Maintenance and Operating Expenses	5029999000	9,763,174.77	0.00	9,763,174.77	9,763,174.77	0.00	0.00	0.00	9,763,174.77	0.00	0.00	0.00	0.00	0.00	0.00	0.00	0.00	0.00	0.00	0.00	9,763,174.77	0.00	0.00
Website Maintenance	5029999001	1,000,000.00	0.00	1,000,000.00	1,000,000.00	0.00	0.00	0.00	1,000,000.00	0.00	0.00	0.00	0.00	0.00	0.00	0.00	0.00	0.00	0.00	0.00	1,000,000.00	0.00	0.00
Other Maintenance and Operating Expenses	5029999099	8,763,174.77	0.00	8,763,174.77	8,763,174.77	0.00	0.00	0.00	8,763,174.77	0.00	0.00	0.00	0.00	0.00	0.00	0.00	0.00	0.00	0.00	0.00	8,763,174.77	0.00	0.00
Capital Outlays		60,394,990.75	0.00	60,394,990.75	60,394,990.75	0.00	0.00	0.00	60,394,990.75	0.00	0.00	0.00	0.00	0.00	0.00	0.00	0.00	0.00	0.00	0.00	60,394,990.75	0.00	0.00
Property, Plant and Equipment Outlay	5060400000	60,394,990.75	0.00	60,394,990.75	60,394,990.75	0.00	0.00	0.00	60,394,990.75	0.00	0.00	0.00	0.00	0.00	0.00	0.00	0.00	0.00	0.00	0.00	60,394,990.75	0.00	0.00
Buildings and Other Structures	5060404000	712,416.34	0.00	712,416.34	712,416.34	0.00	0.00	0.00	712,416.34	0.00	0.00	0.00	0.00	0.00	0.00	0.00	0.00	0.00	0.00	0.00	712,416.34	0.00	0.00
Other Structures	5060404099	712,416.34	0.00	712,416.34	712,416.34	0.00	0.00	0.00	712,416.34	0.00	0.00	0.00	0.00	0.00	0.00	0.00	0.00	0.00	0.00	0.00	712,416.34	0.00	0.00
Machinery and Equipment Outlay	5060405000	59,371,463.29	0.00	59,371,463.29	59,371,463.29	0.00	0.00	0.00	59,371,463.29	0.00	0.00	0.00	0.00	0.00	0.00	0.00	0.00	0.00	0.00	0.00	59,371,463.29	0.00	0.00
Office Equipment	5060405002	15,416,729.49	0.00	15,416,729.49	15,416,729.49	0.00	0.00	0.00	15,416,729.49	0.00	0.00	0.00	0.00	0.00	0.00	0.00	0.00	0.00	0.00	0.00	15,416,729.49	0.00	0.00
Information and Communication Technology Equipment	5060405003	113,490.00	0.00	113,490.00	113,490.00	0.00	0.00	0.00	113,490.00	0.00	0.00	0.00	0.00	0.00	0.00	0.00	0.00	0.00	0.00	0.00	113,490.00	0.00	0.00
Communication Equipment	5060405007	5,700,000.00	0.00	5,700,000.00	5,700,000.00	0.00	0.00	0.00	5,700,000.00	0.00	0.00	0.00	0.00	0.00	0.00	0.00	0.00	0.00	0.00	0.00	5,700,000.00	0.00	0.00
Military, Police and Security Equipment	5060405010	29,647,280.00	0.00	29,647,280.00	29,647,280.00	0.00	0.00	0.00	29,647,280.00	0.00	0.00	0.00	0.00	0.00	0.00	0.00	0.00	0.00	0.00	0.00	29,647,280.00	0.00	0.00
Medical Equipment	5060405011	1,033,870.00	0.00	1,033,870.00	1,033,870.00	0.00	0.00	0.00	1,033,870.00	0.00	0.00	0.00	0.00	0.00	0.00	0.00	0.00	0.00	0.00	0.00	1,033,870.00	0.00	0.00
Printing Equipment	5060405012	306,377.80	0.00	306,377.80	306,377.80	0.00	0.00	0.00	306,377.80	0.00	0.00	0.00	0.00	0.00	0.00	0.00	0.00	0.00	0.00	0.00	306,377.80	0.00	0.00
Sports Equipment	5060405013	41,885.00	0.00	41,885.00	41,885.00	0.00	0.00	0.00	41,885.00	0.00	0.00	0.00	0.00	0.00	0.00	0.00	0.00	0.00	0.00	0.00	41,885.00	0.00	0.00
Other Machinery and Equipment	5060405099	7,111,831.00	0.00	7,111,831.00	7,111,831.00	0.00	0.00	0.00	7,111,831.00	0.00	0.00	0.00	0.00	0.00	0.00	0.00	0.00	0.00	0.00	0.00	7,111,831.00	0.00	0.00
Transportation Equipment Outlay	5060406000	311,111.12	0.00	311,111.12	311,111.12	0.00	0.00	0.00	311,111.12	0.00	0.00	0.00	0.00	0.00	0.00	0.00	0.00	0.00	0.00	0.00	311,111.12	0.00	0.00
Motor Vehicles	5060406001	311,111.12	0.00	311,111.12	311,111.12	0.00	0.00	0.00	311,111.12	0.00	0.00	0.00	0.00	0.00	0.00	0.00	0.00	0.00	0.00	0.00	311,111.12	0.00	0.00
<b>GRAND TOTAL</b>		<b>1,647,222,146.98</b>	<b>0.00</b>	<b>1,647,222,146.98</b>	<b>1,647,222,146.98</b>	<b>0.00</b>	<b>0.00</b>	<b>0.00</b>	<b>1,647,222,146.98</b>	<b>117,501,685.71</b>	<b>0.00</b>	<b>0.00</b>	<b>0.00</b>	<b>117,501,685.71</b>	<b>114,347,980.76</b>	<b>0.00</b>	<b>0.00</b>	<b>0.00</b>	<b>114,347,980.76</b>	<b>0.00</b>	<b>1,529,720,461.27</b>	<b>2,946,299.45</b>	<b>207,405.50</b>

Department: Department of the Interior and Local Government (DILG)  
 Agency/Entity: Bureau of Jail Management and Penology  
 Operating Unit: Regional Office - NCR  
 Organization Code (UACS) : 14 003 0300013  
 Fund Cluster: 01 Regular Agency Fund  
 (e.g. UACS Fund Cluster: 01-Regular Agency Fund, 02-Foreign Assisted Projects Fund, 03-Special Account-Locally Funded/Domestic Grants Fund, and 04-Special Account-Foreign Assisted/Foreign Grants Fund)


	Current Year Appropriations
	Supplemental Appropriations
X	Continuing Appropriations

Particulars	UACS CODE	Appropriations			Allotments					Obligations					Disbursements					Balances			
		Authorized Appropriations	Adjustments (Transfer To/From, Modifications/ Augmentations)	Adjusted Appropriations	Allotments Received	Adjustments (Reductions, Modifications/ Augmentations)	Transfer To	Transfer From	Adjusted Allotments	1st Quarter Ending March 31	2nd Quarter Ending June 30	3rd Quarter Ending Sept. 30	4th Quarter Ending Dec. 31	TOTAL	1st Quarter Ending March 31	2nd Quarter Ending June 30	3rd Quarter Ending Sept. 30	4th Quarter Ending Dec. 31	TOTAL	Unreleased Appropriations	Unobligated Allotments	Unpaid Obligations (15-20)=(23+24)	
1	2	3	4	5=(3+4)	6	7	8	9	10=[(6+(-)7) -8+9]	11	12	13	14	15=(11+12+13+14)	16	17	18	19	20=(16+17+18+19)	21=(5-10)	22=(10-15)	23	24

**Certified Correct:**  
  
 MILAFE E. COMIA  
 Chief, Budget and Fiscal Division  
 Date: 2022-04-26 11:35:56

**Certified Correct:**  
  
 ROMELYN L. MEDINA, CPA  
 Chief, Accounting Service Office  
 Date: 2022-04-26 11:35:56

**Recommending Approval:**  
  
 JCSUPT RINCO T. MONTAUS, MBA, MPSA  
 Director for Comptrollership  
 Date: 2022-04-26 13:37:25

**Approved By:**  
  
 JDIR ALLAN S. IRAL, CESE  
 Chief, BJMP  
 Date: 2022-04-26 14:04:33