

**SUMMARY OF APPROPRIATIONS, ALLOTMENTS, OBLIGATIONS, DISBURSEMENTS AND BALANCES BY OBJECT OF EXPENDITURES**

**As at the Quarter Ending March 31, 2022**

Department : Department of the Interior and Local Government (DILG)  
 Agency : Bureau of Jail Management and Penology  
 Operating Unit : Regional Office - NCR  
 Organization Code (UACS) : 14 003 0300013  
 Fund Cluster : 01 Regular Agency Fund

X	Current Year Appropriations
	Supplemental Appropriations
	Continuing Appropriations

(e.g. UACS Fund Cluster: 01-Regular Agency Fund, 02-Foreign Assisted Projects Fund, 03-Special Account-Locally Funded/Domestic Grants Fund, and 04-Special Account-Foreign Assisted/Foreign Grants Fund)

Particulars	UACS CODE	Appropriations			Allotments					Obligations					Disbursements					Balances			
		Authorized Appropriations	Adjustments (Transfer To/From, Modifications/Augmentations)	Adjusted Appropriations	Allotments Received	Adjustments (Reductions, Modifications/Augmentations)	Transfer To	Transfer From	Adjusted Allotments	1st Quarter Ending March 31	2nd Quarter Ending June 30	3rd Quarter Ending Sept. 30	4th Quarter Ending Dec. 31	TOTAL	1st Quarter Ending March 31	2nd Quarter Ending June 30	3rd Quarter Ending Sept. 30	4th Quarter Ending Dec. 31	TOTAL	Unreleased Appropriations	Unobligated Allotments	Unpaid Obligations (15-20)=(23+24)	
																						Due and Demandable	Not Yet Due and Demandable
1	2	3	4	5=(3+4)	6	7	8	9	10=[(6+(-)7)-8+9]	11	12	13	14	15=(11+12+13+14)	16	17	18	19	20=(16+17+18+19)	21=(5-10)	22=(10-15)	23	24
SUMMARY		21,352,212,000.00	760,481,636.00	22,112,693,636.00	19,149,557,000.00	760,481,636.00	0.00	0.00	19,910,038,636.00	4,331,195,168.99	0.00	0.00	0.00	4,331,195,168.99	4,244,597,287.91	0.00	0.00	0.00	4,244,597,287.91	2,202,655,000.00	15,578,843,467.01	57,536,289.43	29,061,591.65
A. AGENCY SPECIFIC BUDGET		21,347,504,000.00	0.00	21,347,504,000.00	19,144,849,000.00	0.00	0.00	0.00	19,144,849,000.00	3,953,725,386.32	0.00	0.00	0.00	3,953,725,386.32	3,868,631,495.97	0.00	0.00	0.00	3,868,631,495.97	2,202,655,000.00	15,191,123,613.68	56,032,298.70	29,061,591.65
Personnel Services		13,876,004,000.00	0.00	13,876,004,000.00	11,673,349,000.00	0.00	0.00	0.00	11,673,349,000.00	2,703,616,786.21	0.00	0.00	0.00	2,703,616,786.21	2,661,538,783.05	0.00	0.00	0.00	2,661,538,783.05	2,202,655,000.00	8,969,732,213.79	42,078,003.16	0.00
Salaries and Wages	501010000	6,633,098,000.00	(3,500,000.00)	6,629,598,000.00	6,633,098,000.00	(3,500,000.00)	0.00	0.00	6,629,598,000.00	1,844,467,184.05	0.00	0.00	0.00	1,844,467,184.05	1,834,755,341.96	0.00	0.00	0.00	1,834,755,341.96	0.00	4,785,130,815.95	9,711,842.09	0.00
Salaries and Wages - Regular	501010100	6,633,098,000.00	(3,500,000.00)	6,629,598,000.00	6,633,098,000.00	(3,500,000.00)	0.00	0.00	6,629,598,000.00	1,844,467,184.05	0.00	0.00	0.00	1,844,467,184.05	1,834,755,341.96	0.00	0.00	0.00	1,834,755,341.96	0.00	4,785,130,815.95	9,711,842.09	0.00
Basic Salary - Civilian	5010101001	39,228,000.00	0.00	39,228,000.00	39,228,000.00	0.00	0.00	0.00	39,228,000.00	9,046,052.45	0.00	0.00	0.00	9,046,052.45	9,046,052.45	0.00	0.00	0.00	9,046,052.45	0.00	30,181,947.55	0.00	0.00
Base Pay - Military/Uniformed Personnel (MUP)	5010101002	6,593,870,000.00	(3,500,000.00)	6,590,370,000.00	6,593,870,000.00	(3,500,000.00)	0.00	0.00	6,590,370,000.00	1,835,421,131.60	0.00	0.00	0.00	1,835,421,131.60	1,825,709,289.51	0.00	0.00	0.00	1,825,709,289.51	0.00	4,754,948,868.40	9,711,842.09	0.00
Other Compensation	501020000	4,102,130,000.00	3,500,000.00	4,105,630,000.00	4,102,130,000.00	3,500,000.00	0.00	0.00	4,105,630,000.00	758,200,949.24	0.00	0.00	0.00	758,200,949.24	757,185,577.86	0.00	0.00	0.00	757,185,577.86	0.00	3,347,429,050.76	1,015,371.38	0.00
Personal Economic Relief Allowance (PERA)	501020100	406,920,000.00	0.00	406,920,000.00	406,920,000.00	0.00	0.00	0.00	406,920,000.00	113,988,090.73	0.00	0.00	0.00	113,988,090.73	113,987,090.73	0.00	0.00	0.00	113,987,090.73	0.00	292,931,909.27	1,000.00	0.00
PERA - Civilian	5010201001	2,136,000.00	0.00	2,136,000.00	2,136,000.00	0.00	0.00	0.00	2,136,000.00	486,909.09	0.00	0.00	0.00	486,909.09	486,909.09	0.00	0.00	0.00	486,909.09	0.00	1,649,090.91	0.00	0.00
PERA - Military/Uniformed Personnel (MUP)	5010201002	404,784,000.00	0.00	404,784,000.00	404,784,000.00	0.00	0.00	0.00	404,784,000.00	113,501,181.64	0.00	0.00	0.00	113,501,181.64	113,500,181.64	0.00	0.00	0.00	113,500,181.64	0.00	291,282,818.36	1,000.00	0.00
Representation Allowance (RA)	501020200	522,000.00	0.00	522,000.00	522,000.00	0.00	0.00	0.00	522,000.00	112,500.00	0.00	0.00	0.00	112,500.00	112,500.00	0.00	0.00	0.00	112,500.00	0.00	409,500.00	0.00	0.00
Transportation Allowance (TA)	501020300	522,000.00	0.00	522,000.00	522,000.00	0.00	0.00	0.00	522,000.00	112,500.00	0.00	0.00	0.00	112,500.00	112,500.00	0.00	0.00	0.00	112,500.00	0.00	409,500.00	0.00	0.00
Transportation Allowance (TA)	5010203001	522,000.00	0.00	522,000.00	522,000.00	0.00	0.00	0.00	522,000.00	112,500.00	0.00	0.00	0.00	112,500.00	112,500.00	0.00	0.00	0.00	112,500.00	0.00	409,500.00	0.00	0.00
Clothing/Uniform Allowance	501020400	93,311,000.00	0.00	93,311,000.00	93,311,000.00	0.00	0.00	0.00	93,311,000.00	18,211,333.55	0.00	0.00	0.00	18,211,333.55	17,889,233.55	0.00	0.00	0.00	17,889,233.55	0.00	75,099,666.45	322,100.00	0.00
Clothing/Uniform Allowance - Civilian	5010204001	534,000.00	0.00	534,000.00	534,000.00	0.00	0.00	0.00	534,000.00	0.00	0.00	0.00	0.00	0.00	0.00	0.00	0.00	0.00	0.00	0.00	534,000.00	0.00	0.00
Clothing/Uniform Allowance - Military/Uniformed Personnel (MUP)	5010204003	40,478,000.00	0.00	40,478,000.00	40,478,000.00	0.00	0.00	0.00	40,478,000.00	11,350,117.96	0.00	0.00	0.00	11,350,117.96	11,350,017.96	0.00	0.00	0.00	11,350,017.96	0.00	29,127,882.04	100.00	0.00
Clothing/Uniform Allowance - Special - Military/Uniformed Personnel (MUP)	5010204005	191,000.00	0.00	191,000.00	191,000.00	0.00	0.00	0.00	191,000.00	0.00	0.00	0.00	0.00	0.00	0.00	0.00	0.00	0.00	0.00	0.00	191,000.00	0.00	0.00
Clothing/Uniform Allowance - Replacement - Military/Uniformed Personnel (MUP)	5010204011	52,108,000.00	0.00	52,108,000.00	52,108,000.00	0.00	0.00	0.00	52,108,000.00	6,861,215.59	0.00	0.00	0.00	6,861,215.59	6,539,215.59	0.00	0.00	0.00	6,539,215.59	0.00	45,246,784.41	322,000.00	0.00
Subsistence Allowance (SA)	501020500	923,797,000.00	0.00	923,797,000.00	923,797,000.00	0.00	0.00	0.00	923,797,000.00	255,379,800.00	0.00	0.00	0.00	255,379,800.00	255,377,550.00	0.00	0.00	0.00	255,377,550.00	0.00	668,417,200.00	2,250.00	0.00
Subsistence Allowance - Military/Uniformed Personnel (MUP)	5010205001	923,414,000.00	0.00	923,414,000.00	923,414,000.00	0.00	0.00	0.00	923,414,000.00	255,379,800.00	0.00	0.00	0.00	255,379,800.00	255,377,550.00	0.00	0.00	0.00	255,377,550.00	0.00	668,034,200.00	2,250.00	0.00
Subsistence Allowance - Magna Carta for Public Health Workers under R.A. 7305	5010205003	383,000.00	0.00	383,000.00	383,000.00	0.00	0.00	0.00	383,000.00	0.00	0.00	0.00	0.00	0.00	0.00	0.00	0.00	0.00	0.00	0.00	383,000.00	0.00	0.00
Laundry Allowance ( LA )	501020600	6,536,000.00	0.00	6,536,000.00	6,536,000.00	0.00	0.00	0.00	6,536,000.00	1,803,139.60	0.00	0.00	0.00	1,803,139.60	1,803,124.60	0.00	0.00	0.00	1,803,124.60	0.00	4,732,860.40	15.00	0.00
Laundry Allowance - Military/Uniformed Personnel (MUP)	5010206002	6,484,000.00	0.00	6,484,000.00	6,484,000.00	0.00	0.00	0.00	6,484,000.00	1,803,139.60	0.00	0.00	0.00	1,803,139.60	1,803,124.60	0.00	0.00	0.00	1,803,124.60	0.00	4,680,860.40	15.00	0.00
Laundry Allowance - Magna Carta Benefits for Public Health Workers under R.A. 7305	5010206004	52,000.00	0.00	52,000.00	52,000.00	0.00	0.00	0.00	52,000.00	0.00	0.00	0.00	0.00	0.00	0.00	0.00	0.00	0.00	0.00	0.00	52,000.00	0.00	0.00
Quarters Allowance ( QA )	501020700	87,560,000.00	0.00	87,560,000.00	87,560,000.00	0.00	0.00	0.00	87,560,000.00	24,402,197.53	0.00	0.00	0.00	24,402,197.53	24,401,997.53	0.00	0.00	0.00	24,401,997.53	0.00	63,157,802.47	200.00	0.00
Quarters Allowance - Military/Uniformed Personnel (MUP)	5010207002	87,560,000.00	0.00	87,560,000.00	87,560,000.00	0.00	0.00	0.00	87,560,000.00	24,402,197.53	0.00	0.00	0.00	24,402,197.53	24,401,997.53	0.00	0.00	0.00	24,401,997.53	0.00	63,157,802.47	200.00	0.00
Hazard Pay ( HP )	501021100	132,061,000.00	0.00	132,061,000.00	132,061,000.00	0.00	0.00	0.00	132,061,000.00	38,106,687.11	0.00	0.00	0.00	38,106,687.11	37,837,320.49	0.00	0.00	0.00	37,837,320.49	0.00	93,954,312.89	269,366.62	0.00
Hazard Duty Pay - Military/Uniformed Personnel (MUP)	5010211003	109,292,000.00	0.00	109,292,000.00	109,292,000.00	0.00	0.00	0.00	109,292,000.00	30,645,368.90	0.00	0.00	0.00	30,645,368.90	30,645,098.90	0.00	0.00	0.00	30,645,098.90	0.00	78,646,631.10	270.00	0.00
HP - Magna Carta Benefits for Public Health Workers under R.A. 7305	5010211005	3,342,000.00	0.00	3,342,000.00	3,342,000.00	0.00	0.00	0.00	3,342,000.00	770,048.36	0.00	0.00	0.00	770,048.36	500,951.74	0.00	0.00	0.00	500,951.74	0.00	2,571,951.64	269,096.62	0.00
Hazardous Duty Pay - Military/Uniformed Personnel (MUP)	5010211009	19,427,000.00	0.00	19,427,000.00	19,427,000.00	0.00	0.00	0.00	19,427,000.00	6,691,269.85	0.00	0.00	0.00	6,691,269.85	6,691,269.85	0.00	0.00	0.00	6,691,269.85	0.00	12,735,730.15	0.00	0.00
Longevity Pay ( LP )	501021200	1,169,821,000.00	0.00	1,169,821,000.00	1,169,821,000.00	0.00	0.00	0.00	1,169,821,000.00	304,578,590.31	0.00	0.00	0.00	304,578,590.31	304,542,654.84	0.00	0.00	0.00	304,542,654.84	0.00	865,242,409.69	35,935.47	0.00
Longevity Pay - Military/Uniformed Personnel (MUP)	5010212002	1,169,821,000.00	0.00	1,169,821,000.00	1,169,821,000.00	0.00	0.00	0.00	1,169,821,000.00	304,578,590.3													

Department : Department of the Interior and Local Government (DILG)

Agency : Bureau of Jail Management and Penology

Operating Unit : Regional Office - NCR

Organization Code (UACS) : 14 003 0300013

Fund Cluster : 01 Regular Agency Fund

X	Current Year Appropriations
	Supplemental Appropriations
	Continuing Appropriations

(e.g. UACS Fund Cluster: 01-Regular Agency Fund, 02-Foreign Assisted Projects Fund, 03-Special Account-Locally Funded/Domestic Grants Fund, and 04-Special Account-Foreign Assisted/Foreign Grants Fund)

Particulars	UACS CODE	Appropriations			Allotments					Obligations					Disbursements					Balances			
		Authorized Appropriations	Adjustments (Transfer To/From, Modifications/ Augmentations)	Adjusted Appropriations	Allotments Received	Adjustments (Reductions, Modifications/ Augmentations)	Transfer To	Transfer From	Adjusted Allotments	1st Quarter Ending March 31	2nd Quarter Ending June 30	3rd Quarter Ending Sept. 30	4th Quarter Ending Dec. 31	TOTAL	1st Quarter Ending March 31	2nd Quarter Ending June 30	3rd Quarter Ending Sept. 30	4th Quarter Ending Dec. 31	TOTAL	Unreleased Appropriations	Unobligated Allotments	Unpaid Obligations (15-20)=(23+24)	
																						Due and Demandable	Not Yet Due and Demandable
1	2	3	4	5=(3+4)	6	7	8	9	10=[(6+(-)7)-8+9]	11	12	13	14	15=(11+12+13+14)	16	17	18	19	20=(16+17+18+19)	21=(5-10)	22=(10-15)	23	24
Productivity Enhancement Incentive - Civilian	5010299012	445,000.00	0.00	445,000.00	445,000.00	0.00	0.00	0.00	445,000.00	0.00	0.00	0.00	0.00	0.00	0.00	0.00	0.00	0.00	0.00	0.00	445,000.00	0.00	0.00
Productivity Enhancement Incentive - Military/Uniformed Personnel (MUP)	5010299013	84,330,000.00	0.00	84,330,000.00	84,330,000.00	0.00	0.00	0.00	84,330,000.00	0.00	0.00	0.00	0.00	0.00	0.00	0.00	0.00	0.00	0.00	0.00	84,330,000.00	0.00	0.00
Special Group Term Insurance - Duty Based Allowance - Military/Uniformed Personnel ( DBA-MUP )	5010299017	1,214,000.00	0.00	1,214,000.00	1,214,000.00	0.00	0.00	0.00	1,214,000.00	334,944.00	0.00	0.00	0.00	334,944.00	236,592.00	0.00	0.00	0.00	236,592.00	0.00	879,056.00	98,352.00	0.00
Training Subsistence Allowance - Duty Based Allowance - Military/Uniformed Personnel ( DBA-MUP )	5010299022	4,800,000.00	0.00	4,800,000.00	4,800,000.00	0.00	0.00	0.00	4,800,000.00	0.00	0.00	0.00	0.00	0.00	0.00	0.00	0.00	0.00	0.00	0.00	4,800,000.00	0.00	0.00
Instructor's Duty Pay - Duty Based Allowance - Military/Uniformed Personnel ( DBA-MUP )	5010299028	0.00	3,500,000.00	3,500,000.00	0.00	3,500,000.00	0.00	0.00	3,500,000.00	1,171,166.41	0.00	0.00	0.00	1,171,166.41	885,014.12	0.00	0.00	0.00	885,014.12	0.00	2,328,833.59	286,152.29	0.00
Personnel Benefit Contributions	5010300000	156,528,000.00	0.00	156,528,000.00	156,528,000.00	0.00	0.00	0.00	156,528,000.00	34,909,480.82	0.00	0.00	0.00	34,909,480.82	24,173,775.50	0.00	0.00	0.00	24,173,775.50	0.00	121,618,519.18	10,735,705.32	0.00
Pag-IBIG Contributions	5010302000	20,346,000.00	0.00	20,346,000.00	20,346,000.00	0.00	0.00	0.00	20,346,000.00	4,788,900.00	0.00	0.00	0.00	4,788,900.00	3,102,600.00	0.00	0.00	0.00	3,102,600.00	0.00	15,557,100.00	1,686,300.00	0.00
Pag-IBIG - Civilian	5010302001	107,000.00	0.00	107,000.00	107,000.00	0.00	0.00	0.00	107,000.00	24,300.00	0.00	0.00	0.00	24,300.00	16,200.00	0.00	0.00	0.00	16,200.00	0.00	82,700.00	8,100.00	0.00
Pag-IBIG - Military/Uniformed Personnel (MUP)	5010302002	20,239,000.00	0.00	20,239,000.00	20,239,000.00	0.00	0.00	0.00	20,239,000.00	4,764,600.00	0.00	0.00	0.00	4,764,600.00	3,086,400.00	0.00	0.00	0.00	3,086,400.00	0.00	15,474,400.00	1,678,200.00	0.00
PhilHealth Contributions	5010303000	115,836,000.00	0.00	115,836,000.00	115,836,000.00	0.00	0.00	0.00	115,836,000.00	27,075,480.82	0.00	0.00	0.00	27,075,480.82	19,039,575.50	0.00	0.00	0.00	19,039,575.50	0.00	88,760,519.18	8,035,905.32	0.00
PhilHealth - Civilian	5010303001	638,000.00	0.00	638,000.00	638,000.00	0.00	0.00	0.00	638,000.00	123,985.65	0.00	0.00	0.00	123,985.65	82,792.65	0.00	0.00	0.00	82,792.65	0.00	514,014.35	41,193.00	0.00
PhilHealth - Military/Uniformed Personnel (MUP)	5010303002	115,198,000.00	0.00	115,198,000.00	115,198,000.00	0.00	0.00	0.00	115,198,000.00	26,951,495.17	0.00	0.00	0.00	26,951,495.17	18,956,782.85	0.00	0.00	0.00	18,956,782.85	0.00	88,246,504.83	7,994,712.32	0.00
Employees Compensation Insurance Premiums (ECIP)	5010304000	20,346,000.00	0.00	20,346,000.00	20,346,000.00	0.00	0.00	0.00	20,346,000.00	3,045,100.00	0.00	0.00	0.00	3,045,100.00	2,031,600.00	0.00	0.00	0.00	2,031,600.00	0.00	17,300,900.00	1,013,500.00	0.00
ECIP - Civilian	5010304001	107,000.00	0.00	107,000.00	107,000.00	0.00	0.00	0.00	107,000.00	23,700.00	0.00	0.00	0.00	23,700.00	15,800.00	0.00	0.00	0.00	15,800.00	0.00	83,300.00	7,900.00	0.00
ECIP - Military/Uniformed Personnel (MUP)	5010304002	20,239,000.00	0.00	20,239,000.00	20,239,000.00	0.00	0.00	0.00	20,239,000.00	3,021,400.00	0.00	0.00	0.00	3,021,400.00	2,015,800.00	0.00	0.00	0.00	2,015,800.00	0.00	17,217,600.00	1,005,600.00	0.00
Other Personnel Benefits	5010400000	2,984,248,000.00	0.00	2,984,248,000.00	781,593,000.00	0.00	0.00	0.00	781,593,000.00	66,039,172.10	0.00	0.00	0.00	66,039,172.10	45,424,087.73	0.00	0.00	0.00	45,424,087.73	2,202,655,000.00	715,553,827.90	20,615,084.37	0.00
Retirement Gratuity	5010402000	299,629,000.00	0.00	299,629,000.00	299,629,000.00	0.00	0.00	0.00	299,629,000.00	30,759,961.68	0.00	0.00	0.00	30,759,961.68	22,914,454.32	0.00	0.00	0.00	22,914,454.32	0.00	268,869,038.32	7,845,507.36	0.00
Retirement Gratuity - Military/Uniformed Personnel (MUP)	5010402002	299,629,000.00	0.00	299,629,000.00	299,629,000.00	0.00	0.00	0.00	299,629,000.00	30,759,961.68	0.00	0.00	0.00	30,759,961.68	22,914,454.32	0.00	0.00	0.00	22,914,454.32	0.00	268,869,038.32	7,845,507.36	0.00
Terminal Leave Benefits	5010403000	481,866,000.00	0.00	481,866,000.00	481,866,000.00	0.00	0.00	0.00	481,866,000.00	35,273,560.42	0.00	0.00	0.00	35,273,560.42	22,503,983.41	0.00	0.00	0.00	22,503,983.41	0.00	446,592,439.58	12,769,577.01	0.00
Terminal Leave Benefits - Civilian	5010403001	509,000.00	0.00	509,000.00	509,000.00	0.00	0.00	0.00	509,000.00	0.00	0.00	0.00	0.00	0.00	0.00	0.00	0.00	0.00	0.00	0.00	509,000.00	0.00	0.00
Terminal Leave Benefits - Military/Uniformed Personnel (MUP)	5010403002	481,357,000.00	0.00	481,357,000.00	481,357,000.00	0.00	0.00	0.00	481,357,000.00	35,273,560.42	0.00	0.00	0.00	35,273,560.42	22,503,983.41	0.00	0.00	0.00	22,503,983.41	0.00	446,083,439.58	12,769,577.01	0.00
Other Personnel Benefits	5010499000	2,202,753,000.00	0.00	2,202,753,000.00	98,000.00	0.00	0.00	0.00	98,000.00	5,650.00	0.00	0.00	0.00	5,650.00	5,650.00	0.00	0.00	0.00	5,650.00	2,202,655,000.00	92,350.00	0.00	0.00
Lump-sum for Creation of New Position - Military/Uniformed Personnel (MUP)	5010499002	577,294,000.00	0.00	577,294,000.00	0.00	0.00	0.00	0.00	0.00	0.00	0.00	0.00	0.00	0.00	0.00	0.00	0.00	0.00	0.00	577,294,000.00	0.00	0.00	0.00
Lump-sum for Step Increments - Length of Service	5010499010	98,000.00	(30,000.00)	68,000.00	98,000.00	(30,000.00)	0.00	0.00	68,000.00	650.00	0.00	0.00	0.00	650.00	650.00	0.00	0.00	0.00	650.00	0.00	67,350.00	0.00	0.00
Lump-sum for Filling of Positions - Military/Uniformed Personnel (MUP)	5010499014	1,625,361,000.00	0.00	1,625,361,000.00	0.00	0.00	0.00	0.00	0.00	0.00	0.00	0.00	0.00	0.00	0.00	0.00	0.00	0.00	0.00	1,625,361,000.00	0.00	0.00	0.00
Loyalty Award - Civilian	5010499015	0.00	30,000.00	30,000.00	0.00	30,000.00	0.00	0.00	30,000.00	5,000.00	0.00	0.00	0.00	5,000.00	5,000.00	0.00	0.00	0.00	5,000.00	0.00	25,000.00	0.00	0.00
Maintenance and Other Operating Expenses		7,137,582,000.00	0.00	7,137,582,000.00	7,137,582,000.00	0.00	0.00	0.00	7,137,582,000.00	1,221,047,008.46	0.00	0.00	0.00	1,221,047,008.46	1,207,092,712.92	0.00	0.00	0.00	1,207,092,712.92	0.00	5,916,534,991.54	13,954,295.54	0.00
Traveling Expenses	5020100000	29,264,000.00	0.00	29,264,000.00	29,264,000.00	0.00	0.00	0.00	29,264,000.00	1,452,936.17	0.00	0.00	0.00	1,452,936.17	1,235,775.73	0.00	0.00	0.00	1,235,775.73	0.00	27,811,063.83	217,160.44	0.00
Traveling Expenses - Local	5020101000	29,264,000.00	0.00	29,264,000.00	29,264,000.00	0.00	0.00	0.00	29,264,000.00	1,452,936.17	0.00	0.00	0.00	1,452,936.17	1,235,775.73	0.00	0.00	0.00	1,235,775.73	0.00	27,811,063.83	217,160.44	0.00
Training and Scholarship Expenses	5020200000	25,296,000.00	0.00	25,296,000.00	25,296,000.00	0.00	0.00	0.00	25,296,000.00	802,458.68	0.00	0.00	0.00	802,458.68	570,761.76	0.00	0.00	0.00	570,761.76	0.00	24,493,541.32	231,696.92	0.00
Training Expenses	5020201000	25,296,000.00	0.00	25,296,000.00	25,296,000.00	0.00	0.00	0.00	25,296,000.00	802,458.68	0.00	0.00	0.00	802,458.68	570,761.76	0.00	0.00	0.00	570,761.76	0.00	24,493,541.32	231,696.92	0.00
Training Expenses	5020201002	25,296,000.00	0.00	25,296,000.00	25,296,000.00	0.00	0.00	0.00	25,296,000.00	802,458.68	0.00	0.00	0.00	802,458.68	570,761.76	0.00	0.00	0.00	570,761.76	0.00	24,493,541.32	231,696.92	0.00
Supplies and Materials Expenses	5020300000	6,281,034,000.00	0.00	6,281,034,000.00	6,281,034,000.00	0.00	0.00	0.00	6,281,034,000.00	1,115,403,966.87	0.00	0.00	0.00	1,115,403,966.87	1,108,486,436.64	0.00	0.00	0.00	1,108,486,436.64	0.00	5,165,630,033.13	6,917,530.23	0.00
Office Supplies Expenses	5020301000	215,553,000.00	0.00	215,553,000.00	215,553,000.00	0.00	0.00	0.00	215,553,000.00	60,670,029.71	0.00	0.00	0.00	60,670,029.71	59,720,675.71	0.00	0.00	0.00	59,720,675.71	0.00	154,882,970.29	949,354.00	

Department : Department of the Interior and Local Government (DILG)

Agency : Bureau of Jail Management and Penology

Operating Unit : Regional Office - NCR

Organization Code (UACS) : 14 003 0300013

Fund Cluster : 01 Regular Agency Fund

X

Current Year Appropriations

Supplemental Appropriations

Continuing Appropriations


(e.g. UACS Fund Cluster: 01-Regular Agency Fund, 02-Foreign Assisted Projects Fund, 03-Special Account-Locally Funded/Domestic Grants Fund, and 04-Special Account-Foreign Assisted/Foreign Grants Fund)


Particulars	UACS CODE	Appropriations			Allotments					Obligations					Disbursements					Balances			
		Authorized Appropriations	Adjustments (Transfer To/From, Modifications/Augmentations)	Adjusted Appropriations	Allotments Received	Adjustments (Reductions, Modifications/Augmentations)	Transfer To	Transfer From	Adjusted Allotments	1st Quarter Ending March 31	2nd Quarter Ending June 30	3rd Quarter Ending Sept. 30	4th Quarter Ending Dec. 31	TOTAL	1st Quarter Ending March 31	2nd Quarter Ending June 30	3rd Quarter Ending Sept. 30	4th Quarter Ending Dec. 31	TOTAL	Unreleased Appropriations	Unobligated Allotments	Unpaid Obligations (15-20)=(23+24)	
																						Due and Demandable	Not Yet Due and Demandable
1	2	3	4	5=(3+4)	6	7	8	9	10=[(6+(-)7)-8+9]	11	12	13	14	15=(11+12+13+14)	16	17	18	19	20=(16+17+18+19)	21=(5-10)	22=(10-15)	23	24
Postage and Courier Services	5020501000	2,318,000.00	0.00	2,318,000.00	2,318,000.00	0.00	0.00	0.00	2,318,000.00	126,387.38	0.00	0.00	0.00	126,387.38	118,267.38	0.00	0.00	0.00	118,267.38	0.00	2,191,612.62	8,120.00	0.00
Telephone Expenses	5020502000	42,178,000.00	0.00	42,178,000.00	42,178,000.00	0.00	0.00	0.00	42,178,000.00	384,302.37	0.00	0.00	0.00	384,302.37	348,919.88	0.00	0.00	0.00	348,919.88	0.00	41,793,697.63	35,382.49	0.00
Mobile	5020502001	1,790,000.00	0.00	1,790,000.00	1,790,000.00	0.00	0.00	0.00	1,790,000.00	0.00	0.00	0.00	0.00	0.00	0.00	0.00	0.00	0.00	0.00	0.00	1,790,000.00	0.00	0.00
Landline	5020502002	40,388,000.00	0.00	40,388,000.00	40,388,000.00	0.00	0.00	0.00	40,388,000.00	384,302.37	0.00	0.00	0.00	384,302.37	348,919.88	0.00	0.00	0.00	348,919.88	0.00	40,003,697.63	35,382.49	0.00
Internet Subscription Expenses	5020503000	37,227,000.00	0.00	37,227,000.00	37,227,000.00	0.00	0.00	0.00	37,227,000.00	751,359.87	0.00	0.00	0.00	751,359.87	747,999.87	0.00	0.00	0.00	747,999.87	0.00	36,475,640.13	3,360.00	0.00
Cable, Satellite, Telegraph and Radio Expenses	5020504000	232,000.00	0.00	232,000.00	232,000.00	0.00	0.00	0.00	232,000.00	0.00	0.00	0.00	0.00	0.00	0.00	0.00	0.00	0.00	0.00	0.00	232,000.00	0.00	0.00
Awards/Rewards and Prizes	5020600000	3,587,000.00	0.00	3,587,000.00	3,587,000.00	0.00	0.00	0.00	3,587,000.00	0.00	0.00	0.00	0.00	0.00	0.00	0.00	0.00	0.00	0.00	0.00	3,587,000.00	0.00	0.00
Awards/Rewards Expenses	5020601000	3,587,000.00	0.00	3,587,000.00	3,587,000.00	0.00	0.00	0.00	3,587,000.00	0.00	0.00	0.00	0.00	0.00	0.00	0.00	0.00	0.00	0.00	0.00	3,587,000.00	0.00	0.00
Awards/Rewards Expenses	5020601001	2,587,000.00	0.00	2,587,000.00	2,587,000.00	0.00	0.00	0.00	2,587,000.00	0.00	0.00	0.00	0.00	0.00	0.00	0.00	0.00	0.00	0.00	0.00	2,587,000.00	0.00	0.00
Rewards and Incentives	5020601002	1,000,000.00	0.00	1,000,000.00	1,000,000.00	0.00	0.00	0.00	1,000,000.00	0.00	0.00	0.00	0.00	0.00	0.00	0.00	0.00	0.00	0.00	0.00	1,000,000.00	0.00	0.00
Survey, Research, Exploration and Development Expenses	5020700000	1,500,000.00	0.00	1,500,000.00	1,500,000.00	0.00	0.00	0.00	1,500,000.00	0.00	0.00	0.00	0.00	0.00	0.00	0.00	0.00	0.00	0.00	0.00	1,500,000.00	0.00	0.00
Survey Expenses	5020701000	1,500,000.00	0.00	1,500,000.00	1,500,000.00	0.00	0.00	0.00	1,500,000.00	0.00	0.00	0.00	0.00	0.00	0.00	0.00	0.00	0.00	0.00	0.00	1,500,000.00	0.00	0.00
Professional Services	5021100000	17,460,000.00	0.00	17,460,000.00	17,460,000.00	0.00	0.00	0.00	17,460,000.00	245,518.50	0.00	0.00	0.00	245,518.50	201,691.50	0.00	0.00	0.00	201,691.50	0.00	17,214,481.50	43,827.00	0.00
Legal Services	5021101000	5,200,000.00	0.00	5,200,000.00	5,200,000.00	0.00	0.00	0.00	5,200,000.00	0.00	0.00	0.00	0.00	0.00	0.00	0.00	0.00	0.00	0.00	0.00	5,200,000.00	0.00	0.00
Auditing Services	5021102000	1,500,000.00	0.00	1,500,000.00	1,500,000.00	0.00	0.00	0.00	1,500,000.00	245,518.50	0.00	0.00	0.00	245,518.50	201,691.50	0.00	0.00	0.00	201,691.50	0.00	1,254,481.50	43,827.00	0.00
Consultancy Services	5021103000	9,760,000.00	0.00	9,760,000.00	9,760,000.00	0.00	0.00	0.00	9,760,000.00	0.00	0.00	0.00	0.00	0.00	0.00	0.00	0.00	0.00	0.00	0.00	9,760,000.00	0.00	0.00
Consultancy Services	5021103002	9,760,000.00	0.00	9,760,000.00	9,760,000.00	0.00	0.00	0.00	9,760,000.00	0.00	0.00	0.00	0.00	0.00	0.00	0.00	0.00	0.00	0.00	0.00	9,760,000.00	0.00	0.00
Other Professional Services	5021199000	1,000,000.00	0.00	1,000,000.00	1,000,000.00	0.00	0.00	0.00	1,000,000.00	0.00	0.00	0.00	0.00	0.00	0.00	0.00	0.00	0.00	0.00	0.00	1,000,000.00	0.00	0.00
General Services	5021200000	1,900,000.00	0.00	1,900,000.00	1,900,000.00	0.00	0.00	0.00	1,900,000.00	426,378.99	0.00	0.00	0.00	426,378.99	342,605.19	0.00	0.00	0.00	342,605.19	0.00	1,473,621.01	83,773.80	0.00
Other General Services	5021299000	1,900,000.00	0.00	1,900,000.00	1,900,000.00	0.00	0.00	0.00	1,900,000.00	426,378.99	0.00	0.00	0.00	426,378.99	342,605.19	0.00	0.00	0.00	342,605.19	0.00	1,473,621.01	83,773.80	0.00
Other General Services	5021299099	1,900,000.00	0.00	1,900,000.00	1,900,000.00	0.00	0.00	0.00	1,900,000.00	426,378.99	0.00	0.00	0.00	426,378.99	342,605.19	0.00	0.00	0.00	342,605.19	0.00	1,473,621.01	83,773.80	0.00
Repairs and Maintenance	5021300000	224,486,000.00	0.00	224,486,000.00	224,486,000.00	0.00	0.00	0.00	224,486,000.00	9,095,849.13	0.00	0.00	0.00	9,095,849.13	6,232,230.26	0.00	0.00	0.00	6,232,230.26	0.00	215,390,150.87	2,863,618.87	0.00
Repairs and Maintenance - Buildings and Other Structures	5021304000	200,039,000.00	0.00	200,039,000.00	200,039,000.00	0.00	0.00	0.00	200,039,000.00	6,636,271.13	0.00	0.00	0.00	6,636,271.13	4,270,398.76	0.00	0.00	0.00	4,270,398.76	0.00	193,402,728.87	2,365,872.37	0.00
Buildings	5021304001	15,625,000.00	0.00	15,625,000.00	15,625,000.00	0.00	0.00	0.00	15,625,000.00	0.00	0.00	0.00	0.00	0.00	0.00	0.00	0.00	0.00	0.00	0.00	15,625,000.00	0.00	0.00
Other Structures	5021304099	184,414,000.00	0.00	184,414,000.00	184,414,000.00	0.00	0.00	0.00	184,414,000.00	6,636,271.13	0.00	0.00	0.00	6,636,271.13	4,270,398.76	0.00	0.00	0.00	4,270,398.76	0.00	177,777,728.87	2,365,872.37	0.00
Repairs and Maintenance - Machinery and Equipment	5021305000	8,812,000.00	0.00	8,812,000.00	8,812,000.00	0.00	0.00	0.00	8,812,000.00	540,278.00	0.00	0.00	0.00	540,278.00	451,178.00	0.00	0.00	0.00	451,178.00	0.00	8,271,722.00	89,100.00	0.00
Office Equipment	5021305002	7,812,000.00	0.00	7,812,000.00	7,812,000.00	0.00	0.00	0.00	7,812,000.00	540,278.00	0.00	0.00	0.00	540,278.00	451,178.00	0.00	0.00	0.00	451,178.00	0.00	7,271,722.00	89,100.00	0.00
Information and Communication Technology Equipment	5021305003	1,000,000.00	0.00	1,000,000.00	1,000,000.00	0.00	0.00	0.00	1,000,000.00	0.00	0.00	0.00	0.00	0.00	0.00	0.00	0.00	0.00	0.00	0.00	1,000,000.00	0.00	0.00
Repairs and Maintenance - Transportation Equipment	5021306000	15,635,000.00	0.00	15,635,000.00	15,635,000.00	0.00	0.00	0.00	15,635,000.00	1,919,300.00	0.00	0.00	0.00	1,919,300.00	1,510,653.50	0.00	0.00	0.00	1,510,653.50	0.00	13,715,700.00	408,646.50	0.00
Motor Vehicles	5021306001	15,635,000.00	0.00	15,635,000.00	15,635,000.00	0.00	0.00	0.00	15,635,000.00	1,919,300.00	0.00	0.00	0.00	1,919,300.00	1,510,653.50	0.00	0.00	0.00	1,510,653.50	0.00	13,715,700.00	408,646.50	0.00
Financial Assistance/Subsidy	5021400000	131,555,000.00	0.00	131,555,000.00	131,555,000.00	0.00	0.00	0.00	131,555,000.00	36,271,300.00	0.00	0.00	0.00	36,271,300.00	36,271,300.00	0.00	0.00	0.00	36,271,300.00	0.00	95,283,700.00	0.00	0.00
Subsidies - Others	5021499000	131,555,000.00	0.00	131,555,000.00	131,555,000.00	0.00	0.00	0.00	131,555,000.00	36,271,300.00	0.00	0.00	0.00	36,271,300.00	36,271,300.00	0.00	0.00	0.00	36,271,300.00	0.00	95,283,700.00	0.00	0.00
Taxes, Insurance Premiums and Other Fees	5021500000	27,731,000.00	0.00	27,731,000.00	27,731,000.00	0.00	0.00	0.00	27,731,000.00	1,458,841.45	0.00	0.00	0.00	1,458,841.45	1,128,841.45	0.00	0.00	0.00	1,128,841.45	0.00	26,272,158.55	330,000.00	0.00
Taxes, Duties and Licenses	5021501000	4,938,000.00	0.00	4,938,000.00	4,938,000.00	0.00	0.00	0.00	4,938,000.00	192,546.44	0.00	0.00	0.00	192,546.44	192,546.44	0.00	0.00	0.00	192,546.44	0.00	4,745,453.56	0.00	0.00
Taxes, Duties and Licenses	5021501001	4,938,000.00	0.00	4,938,000.00	4,938,000.00	0.00	0.00	0.00	4,938,000.00	192,546.44	0.00	0.00	0.00	192,546.44	192,546.44	0.00	0.00	0.00	192,546.44	0.00	4,745,453.56	0.00	0.00
Fidelity Bond Premiums	5021502000	14,310,000.00	0.00	14,310,000.00	14,310,000.00	0.00	0.00	0															


Department : Department of the Interior and Local Government (DILG)  
 Agency : Bureau of Jail Management and Penology  
 Operating Unit : Regional Office - NCR  
 Organization Code (UACS) : 14 003 0300013  
 Fund Cluster : 01 Regular Agency Fund  
 (e.g. UACS Fund Cluster: 01-Regular Agency Fund, 02-Foreign Assisted Projects Fund, 03-Special Account-Locally Funded/Domestic Grants Fund, and 04-Special Account-Foreign Assisted/Foreign Grants Fund)


X	Current Year Appropriations
	Supplemental Appropriations
	Continuing Appropriations

Particulars	UACS CODE	Appropriations			Allotments					Obligations					Disbursements					Balances			
		Authorized Appropriations	Adjustments (Transfer To/From, Modifications/Augmentations)	Adjusted Appropriations	Allotments Received	Adjustments (Reductions, Modifications/Augmentations)	Transfer To	Transfer From	Adjusted Allotments	1st Quarter Ending March 31	2nd Quarter Ending June 30	3rd Quarter Ending Sept. 30	4th Quarter Ending Dec. 31	TOTAL	1st Quarter Ending March 31	2nd Quarter Ending June 30	3rd Quarter Ending Sept. 30	4th Quarter Ending Dec. 31	TOTAL	Unreleased Appropriations	Unobligated Allotments	Unpaid Obligations (15-20)=(23+24)	
																						Due and Demandable	Not Yet Due and Demandable
1	2	3	4	5=(3+4)	6	7	8	9	10=[(6+(-)7)-8+9]	11	12	13	14	15=(11+12+13+14)	16	17	18	19	20=(16+17+18+19)	21=(5-10)	22=(10-15)	23	24
Capital Outlays		333,918,000.00	0.00	333,918,000.00	333,918,000.00	0.00	0.00	0.00	333,918,000.00	29,061,591.65	0.00	0.00	0.00	29,061,591.65	0.00	0.00	0.00	0.00	0.00	0.00	304,856,408.35	0.00	29,061,591.65
Property, Plant and Equipment Outlay	5060400000	333,918,000.00	0.00	333,918,000.00	333,918,000.00	0.00	0.00	0.00	333,918,000.00	29,061,591.65	0.00	0.00	0.00	29,061,591.65	0.00	0.00	0.00	0.00	0.00	0.00	304,856,408.35	0.00	29,061,591.65
Infrastructure Outlay	5060403000	39,000,000.00	0.00	39,000,000.00	39,000,000.00	0.00	0.00	0.00	39,000,000.00	0.00	0.00	0.00	0.00	0.00	0.00	0.00	0.00	0.00	0.00	0.00	39,000,000.00	0.00	0.00
Communication Networks	5060403006	39,000,000.00	0.00	39,000,000.00	39,000,000.00	0.00	0.00	0.00	39,000,000.00	0.00	0.00	0.00	0.00	0.00	0.00	0.00	0.00	0.00	0.00	0.00	39,000,000.00	0.00	0.00
Buildings and Other Structures	5060404000	39,458,000.00	0.00	39,458,000.00	39,458,000.00	0.00	0.00	0.00	39,458,000.00	29,061,591.65	0.00	0.00	0.00	29,061,591.65	0.00	0.00	0.00	0.00	0.00	0.00	10,396,408.35	0.00	29,061,591.65
Other Structures	5060404099	39,458,000.00	0.00	39,458,000.00	39,458,000.00	0.00	0.00	0.00	39,458,000.00	29,061,591.65	0.00	0.00	0.00	29,061,591.65	0.00	0.00	0.00	0.00	0.00	0.00	10,396,408.35	0.00	29,061,591.65
Machinery and Equipment Outlay	5060405000	233,460,000.00	0.00	233,460,000.00	233,460,000.00	0.00	0.00	0.00	233,460,000.00	0.00	0.00	0.00	0.00	0.00	0.00	0.00	0.00	0.00	0.00	0.00	233,460,000.00	0.00	0.00
Information and Communication Technology Equipment	5060405003	67,510,000.00	0.00	67,510,000.00	67,510,000.00	0.00	0.00	0.00	67,510,000.00	0.00	0.00	0.00	0.00	0.00	0.00	0.00	0.00	0.00	0.00	0.00	67,510,000.00	0.00	0.00
Communication Equipment	5060405007	25,290,000.00	0.00	25,290,000.00	25,290,000.00	0.00	0.00	0.00	25,290,000.00	0.00	0.00	0.00	0.00	0.00	0.00	0.00	0.00	0.00	0.00	0.00	25,290,000.00	0.00	0.00
Military, Police and Security Equipment	5060405010	134,260,000.00	0.00	134,260,000.00	134,260,000.00	0.00	0.00	0.00	134,260,000.00	0.00	0.00	0.00	0.00	0.00	0.00	0.00	0.00	0.00	0.00	0.00	134,260,000.00	0.00	0.00
ICT Software	5060405015	6,400,000.00	0.00	6,400,000.00	6,400,000.00	0.00	0.00	0.00	6,400,000.00	0.00	0.00	0.00	0.00	0.00	0.00	0.00	0.00	0.00	0.00	0.00	6,400,000.00	0.00	0.00
Transportation Equipment Outlay	5060406000	22,000,000.00	0.00	22,000,000.00	22,000,000.00	0.00	0.00	0.00	22,000,000.00	0.00	0.00	0.00	0.00	0.00	0.00	0.00	0.00	0.00	0.00	0.00	22,000,000.00	0.00	0.00
Motor Vehicles	5060406001	22,000,000.00	0.00	22,000,000.00	22,000,000.00	0.00	0.00	0.00	22,000,000.00	0.00	0.00	0.00	0.00	0.00	0.00	0.00	0.00	0.00	0.00	0.00	22,000,000.00	0.00	0.00
<b>B. AUTOMATIC APPROPRIATIONS</b>		4,708,000.00	0.00	4,708,000.00	4,708,000.00	0.00	0.00	0.00	4,708,000.00	1,035,315.16	0.00	0.00	0.00	1,035,315.16	682,379.08	0.00	0.00	0.00	682,379.08	0.00	3,672,684.84	352,936.08	0.00
Retirement and Life Insurance Premiums		4,708,000.00	0.00	4,708,000.00	4,708,000.00	0.00	0.00	0.00	4,708,000.00	1,035,315.16	0.00	0.00	0.00	1,035,315.16	682,379.08	0.00	0.00	0.00	682,379.08	0.00	3,672,684.84	352,936.08	0.00
<b>C. SPECIAL PURPOSE FUNDS</b>		0.00	760,481,636.00	760,481,636.00	0.00	760,481,636.00	0.00	0.00	760,481,636.00	376,434,467.51	0.00	0.00	0.00	376,434,467.51	375,283,412.86	0.00	0.00	0.00	375,283,412.86	0.00	384,047,168.49	1,151,054.65	0.00
Pension and Gratuity Fund		0.00	760,481,636.00	760,481,636.00	0.00	760,481,636.00	0.00	0.00	760,481,636.00	376,434,467.51	0.00	0.00	0.00	376,434,467.51	375,283,412.86	0.00	0.00	0.00	375,283,412.86	0.00	384,047,168.49	1,151,054.65	0.00
Other Personnel Benefits	5010400000	0.00	760,481,636.00	760,481,636.00	0.00	760,481,636.00	0.00	0.00	760,481,636.00	376,434,467.51	0.00	0.00	0.00	376,434,467.51	375,283,412.86	0.00	0.00	0.00	375,283,412.86	0.00	384,047,168.49	1,151,054.65	0.00
Pension Benefits		0.00	760,481,636.00	760,481,636.00	0.00	760,481,636.00	0.00	0.00	760,481,636.00	376,434,467.51	0.00	0.00	0.00	376,434,467.51	375,283,412.86	0.00	0.00	0.00	375,283,412.86	0.00	384,047,168.49	1,151,054.65	0.00
Pension Benefits - Military/Uniformed Personnel (MUP)	5010401002	0.00	760,481,636.00	760,481,636.00	0.00	760,481,636.00	0.00	0.00	760,481,636.00	376,434,467.51	0.00	0.00	0.00	376,434,467.51	375,283,412.86	0.00	0.00	0.00	375,283,412.86	0.00	384,047,168.49	1,151,054.65	0.00
<b>GRAND TOTAL</b>		21,352,212,000.00	760,481,636.00	22,112,693,636.00	19,149,557,000.00	760,481,636.00	0.00	0.00	19,910,038,636.00	4,331,195,168.99	0.00	0.00	0.00	4,331,195,168.99	4,244,597,287.91	0.00	0.00	0.00	4,244,597,287.91	2,202,655,000.00	15,578,843,467.01	57,536,289.43	29,061,591.65

**Certified Correct:**  
  
 MILA FE E. COMIA  
 Chief, Budget and Fiscal Division  
 Date: 2022-04-26 11:35:56

**Certified Correct:**  
  
 ROMELYN L. MEDINA, CPA  
 Chief, Accounting Service Office  
 Date: 2022-04-26 11:35:56

**Recommending Approval:**  
  
 JCSUPT RINCE MONTAUS, MBA, MPSP  
 Director for Comptrollership  
 Date: 2022-04-26 13:37:25

**Approved By:**  
  
 JDIR ALAN S. LAL, CESE  
 Chief, BJMP  
 Date: 2022-04-26 14:04:33